

Sipna Shikshan Prasarak Mandal, Amravati's
ARTS, SCIENCE AND COMMERCE COLLEGE

CHIKHALDARA, DISTT. AMRAVATI (Maharashtra State)



CRITERION – VII

7.1 Institutional Values and Social Responsibilities

7.1.3

Quality audits on environment and energy regularly undertaken by the Institution. The institutional environment and energy initiatives are confirmed through the following

- 1.Green audit / Environment audit**
- 2.Energy audit**
- 3.Clean and green campus initiatives**
- 4.Beyond the campus environmental promotion activities**

■ President
Shri. Jagdish M. Gupta
(Ex. Minister of State, Maharashtra)
0721 (O)2522341 (R) 2572526



SIPNA SHIKSHAN PRASARAK MANDAL'S AMRAVATI

ARTS, SCIENCE &

COMMERCE COLLEGE, CHIKHALDARA

■ Principal
Dr. Rajesh S. Jaipurkar
(Mob.) 9423126066

Distt. Amravati (Maharashtra) 444 807
NAAC Reaccredited 3rd Cycle with CGPA 2.77 at grade B++ (2018-2023)


■ E-mail : ascc163@sgbau.ac.in ■ Website : www.sipnaascc.ac.in ■ Tel. (O) 07220-230309


Outward No : *ASCC/CERT/248/2023*

Date : *23/05/2023*

DECLARATION

This is to declare that the information, photos, reports, true copies, numerical data, etc. furnished in this file as supporting documents is verified by IQAC and found correct.


Dr. V.D. Kapse
IQAC Coordinator
Co-ordinator
IQAC
Arts, Science & Commerce College,
Chikhaldara
Distt.: Amravati (M. S.)


Dr. R.S. Jaipurkar
Principal
PRINCIPAL
Art, Science & Commerce
College, Chikhaldara



Sipna Shikshan Prasarak Mandal, Amravati's
ARTS, SCIENCE AND COMMERCE, COLLEGE
CHIKHALDARA, DISTT. AMRAVATI (Maharashtra State)



SUPPORTING DOCUMENTS

Sipna ShikshanPrasarak Mandal, Amravati's
ARTS, SCIENCE AND COMMERCE COLLEGE
CHIKHALDARA, DISTT. AMRAVATI (Maharashtra State)

Metric No. 7.1.3

-I N D E X-

**Policy Document on Environment and Energy Usage Certificate
from the Auditing Agency**

Sr. No	Name of Document	Page No.
1	Policy Document- Green Campus	5-49
2	Policy Document- Environment Friendly Initiatives	50-127

Sipna Shikshan Prasarak Mandal, Amravati's
ARTS, SCIENCE AND COMMERCE COLLEGE
CHIKHALDARA, DISTT. AMRAVATI (Maharashtra State)



Policy Document

GREEN CAMPUS

Sipna Shikshan Prasarak Mandal, Amravati's
Arts, Science and Commerce College
Chikhaldara, Distt. Amravati

-POLICY DOCUMENT-

GREEN CAMPUS

Introduction:

The meaning of the term Green is the concerned for supporting protection of the Environment and not harmful for the Environment. Green Campus: A Green Campus is a place where environmentally friendly practices and education combine to promote sustainable and eco-friendly practices in the campus. The green campus concept offers an institution the opportunity to take the lead in redefining its environmental culture and developing new paradigms by creating sustainable solutions to environmental, social and economic needs of mankind. Green Campus is an environment which improves energy efficiency, conserving resources and enhancing environmental quality by educating for sustainability and creating healthy, living and learning environments. The tangible benefits may not be easily recognizable to visitors, but through sustainable design, construction and operations green buildings are reducing carbon emissions, energy and waste; conserving water. The important Green campus Components are - Green Roof, Solar Power, Water Conservation, Recycling and Landscaping. Green campus initiatives are the efforts that can be taken by colleges whether it is their initiative coming from students in the form of Recycling Programs, Composting, Efficient Lighting, Creation of botanical and medicinal plants garden, reduce Paper Use, Unplug Devices.

Scope of the Policy:

The Green Campus, Energy and Environment Policies will develop exciting new co-curricular and extracurricular practices that encourage students to take the lead in creating positive change. These initiatives call for a thorough review of all infrastructural, administrative functions from the standpoints of energy efficiency, sustainability and the environment.

The focus areas of this policy are:

- Clean Campus Initiatives
- Landscaping Initiatives
- Clean Air Initiatives
- Awareness Initiatives
- Environment-centric Student Societies and department Activities
- Green Audit
- Energy Audit
- Plastic-Free Campus



Objectives:

The first step of the Green campus program involves establishing a viable Green-Campus within the organizational structure of the Institute. Hence, to give this initiative more clarity and authenticity, we now roll out a POLICY DOCUMENT spelling out the strategies, plans and other allied tasks to make this Program functional .

We believe that greening the campus is all about sweeping away wasteful inefficiencies and using conventional sources of energies for its daily power needs, correct disposal handling, purchase of environment friendly supplies and effective recycling program. The administration of the Institute believes that everyone has to work out the time bound strategies to implement green campus initiatives. These strategies need to be incorporated into the institutional planning and budgeting processes with the aim of developing a clean and green campus. Every individual of College Campus will work, may he/she be a student, faculty and support staff to foster a culture of self-sustainability and make the entire campus environmental friendly. The Green Campus Initiatives (GCI) will enable the institution to develop the campus as a living laboratory for innovation.

Role / functions of the Green Campus Programs:

- Seek views of all the Stakeholders to make the Green Campus initiative functional throughout the year.
- Conduct the Campus' environmental impacts to identify the targets for improvements.
- Establish a Green Campus Environmental Ethic Awareness campaigns.
- Set forth a Green Campus Mission
- Chart out a yearly planner for the Institute and local community.
- Develop a strategic plan and create student teams to carry out specific tasks of the strategic plan.
- Phase out the CFL and conventional light source such as bulbs and tube lights, halogen and mercury street/campus lights and get them replace by the LEDs
- Conduct an Annual Green, Environment and Energy Audit.

Promotion of “Save Energy Tips” in and outside the Institute:

- Turn off your monitor when you leave your Table.
- Whenever possible, shut down rather than logging off.
- Turn off unnecessary lights and use daylight instead.
- Avoid the use of decorative lighting.
- Use LED or compact fluorescent bulbs.
- Keep lights off in conference rooms, classrooms, lecture halls when they are not in use.
- Use the fans only when they are needed.

Strategies for Functioning major green campus Initiatives:

- Rainwater harvesting
- Weather observation: Rainfall , Humidity , Temperature measurement.
- Displayed poster on E-waste Management
- Plastic free Campus
- Tree Plantation Drive



Policy Document

- Cleanliness Drive
- Use of LEDs only
- Digital Library/ E-Learning Centre
- Organization of sensitization programs for the stakeholders
- Restricted entry of automobiles

The Institute will make all the necessary efforts to involve the students, faculty and staff in “Green Campus Initiatives” by designating the volunteers of Enviro Club, NSS , printing Tshirts/ Caps with green campus initiative slogan specially designed for the purpose. For further details and enquiry, Please feel free to write to us: principal ascc163@sgbau.ac.in




PRINCIPAL
Art, Science & Commerce
College, Chikhaldara

GREEN AUDIT REPORT
of
SIPNA SHIKSHAN PRASARAK MANDAL AMRAVATI'S
Arts Science & Commerce College,
Chikhaldara



Year: 2021-22

Prepared by

Engress Services

Yashashree, 26, Nirmal Bag Society,
Near Muktagan English School, Parvati, Pune 411009
Phone: 09890444795, Email: engress123@gmail.com



MAHARASHTRA ENERGY DEVELOPMENT AGENCY



Maharashtra Energy Development Agency

(Government of Maharashtra Institution)
Aundh Road, Opposite Spicer College Road, Near Commissionerate of Animal Husbandary,
Aundh, Pune, Maharashtra 411067
Ph No: 020-35000450
Email: eee@mahaurja.com, Web: www.mahaurja.com

ECN/2022-23/CR-43/1709

10th May, 2022

**CERTIFICATE OF REGISTRATION
FOR CLASS 'A'**

We hereby certify that, the firm having following particulars is registered with **MAHARASHTRA ENERGY DEVELOPMENT AGENCY (MEDA)** under given category as "Energy Planner & Energy Auditor" in Maharashtra for Energy Conservation Programme of MEDA.


Name and Address of the firm : M/s Engress Services
Yashshree, 26, Nirmal Bag Society,
Near Muktangan English School,
Parvati, Pune – 411 009.

Registration Category : *Empanelled Consultant for Energy Conservation Programme for Class 'A'*

Registration Number : *MEDA/ECN/2022-23/Class A/EA-32.*

- Energy Conservation Programme intends to identify areas where wasteful use of energy occurs and to evaluate the scope for Energy Conservation and take concrete steps to achieve the evaluated energy savings.
- MEDA reserves the right to visit at any time without giving prior information to verify quarterly activities performed by the firm and canceling the registration, if the information is found incorrect.
- This empanelment is valid till **09th May, 2024** from the date of registration, to carry out energy audits under the Energy Conservation Programme
- The Director General, MEDA reserves the right to cancel the registration at any time without assigning any reasons thereof.

General Manager (EC)



Engress Services

Yashashree, 26, Nirmal Bag Society,
Near Mukhtangan English School, Parvati, Pune 411 009
Tel: 09890444795 Email: engress123@gmail.com

Ref: ES/SSPMAASCCC/21-22/02

Date: 13/5/2022

CERTIFICATE

This is to certify that we have conducted Green Audit at Sipna Shikshan Prasarak Mandal Amravati's Arts, Science & Commerce College, Upper Plateau Chikhaldara 444807, in the year 2021-22.

The College has adopted following Green Initiatives:

- Usage of Energy Efficient LED Light Fitting
- Maximum Usage of Day Lighting
- Segregation of Waste at source
- Provision of Bio Composting Pit
- Implementation of Rain Water Harvesting Project
- Maintenance of Good Internal Road
- Provision of Ramp for Divyangajan
- Development of Ethno botanical Garden with important medicinal plants
- Arranging various Environmental awareness Programs for students
- Wasteland restoration by Green, Medicinal Plants, Bee flora
- Creation of Awareness by Display of Poster on Swatcchh & Swastha Bharat

We appreciate the support of Management, involvement of faculty members and students in the process of Energy Conservation & making the campus Green.

For Engress Services,



A Y Mehendale,
Certified Energy Auditor
EA-8192



INDEX


Sr. No	Particulars	Page No
I	Acknowledgement	5
II	Executive Summary	6
III	Abbreviations	8
1	Introduction	9
2	Study of Present Energy Consumption	10
3	Study of Carbon Foot printing	12
4	Study of Usage of Renewable Energy	14
5	Study of Waste Management	15
6	Study of Rain water Harvesting	17
7	Study of Green & Sustainable Practices	18
	Annexure	
I	List of Trees & Plants	20



ACKNOWLEDGEMENT

We Engress Services, Pune, express our sincere gratitude to the management of Sipna Shikshan Prasarak Mandal Amravati's Arts, Science & Commerce College, Upper Plateau Chikhaldara 444807, for awarding us the assignment of Green Audit of their Chikhaldara campus for the Year: 2021-22.

We are thankful to all faculty members and staff members for helping us during the field study.



EXECUTIVE SUMMARY

1. Sipna Shikshan Prasarak Mandal Amravati's Arts Science & Commerce College, Chikhaldara 444 807 consumes Energy in the form of Electrical Energy used for various gadgets, Office & other facilities.

2. Present Level of Energy Consumption & CO₂ Emissions:

No	Parameter	Energy consumed, kWh	CO ₂ Emissions, MT
1	Total	4412	3.97
2	Maximum	759	0.68
3	Minimum	180	0.16
4	Average	401	0.36

3. Various initiatives taken for Energy Conservation:

- Usage of Energy Efficient LED Lighting
- Maximum Usage of Day Lighting

4. Usage of Renewable Energy:

The College has yet to install Roof Top Solar PV Plant. Therefore as on the Date, the reduction in CO₂ emissions due to usage of Renewable Energy is Nil.

5. Waste Management:

5.1 Segregation Waste at Source:

The recyclable waste, like paper, plastic waste is segregated at source and is handed over to Authorized waste collecting agent for further disposal.

5.2 Organic Waste Management:

The College has installed a Bio Composting Pit and the organic Waste is composted in the Pit, which is further used in the own garden.

5.3 Liquid Waste Management:

For treatment of laboratory chemicals, the College has a soak tank wherein the laboratory liquid waste is first mixed with water and then drained to the soak Tank which contains layers of sand and activated carbon.

5.4 E-Waste Management:

It is recommended to handover the E Waste through Authorized E-Waste collecting agency.

6. Rain Water Harvesting:

The College has installed Rain Water Harvesting Project, wherein the Rain Water falling on the terrace is collected and is stored in a separate Water Storage Tank. The Water is further used for domestic purpose.



7. Green & Sustainable Initiatives:

- Maintenance of good Internal Road
- Maintenance of Internal Garden
- Provision of Ramp for Divyangajan
- Display of Poster on Swatcchh & Swastha Bharat
- Development of Ethno botanical Garden with important medicinal plants
- Arranging various Environmental awareness Programs for students
- Wasteland restoration by Green, Medicinal Plants, Bee flora

8. Notes & Assumptions:

- 1 kWh of Electrical Energy releases 0.9 Kg of CO₂ into atmosphere

9. Reference:

- For CO₂ Emissions: www.tatapower.com

ABBREVIATIONS

SSPM	Sipna Shikshan Prasarak Mandal
kWh	Kilo Watt Hour
LED	Light Emitting Diode
Kg	Kilo Gram
MT	Metric Ton
CO ₂	Carbon Di Oxide
Qty	Quantity



CHAPTER-I INTRODUCTION

1.1 Objectives:

1. To study present Energy Consumption
2. To Study the present CO₂ emissions
3. To study usage of Renewable Energy
4. Study of Waste Management
5. Study of Rain Water Harvesting
6. Study of Green & Sustainable Practices

1.2 General Details of College: Table No 1:

No	Head	Particulars
1	Name of Institution	Sipna Shikshan Prasarak Mandal Amravati's Arts Science & Commerce College
2	Address	Upper Plateau, Chikhaldara 444807
3	Affiliation	Sant Gadgebaba Amravati University

1.3 Aerial View of College:



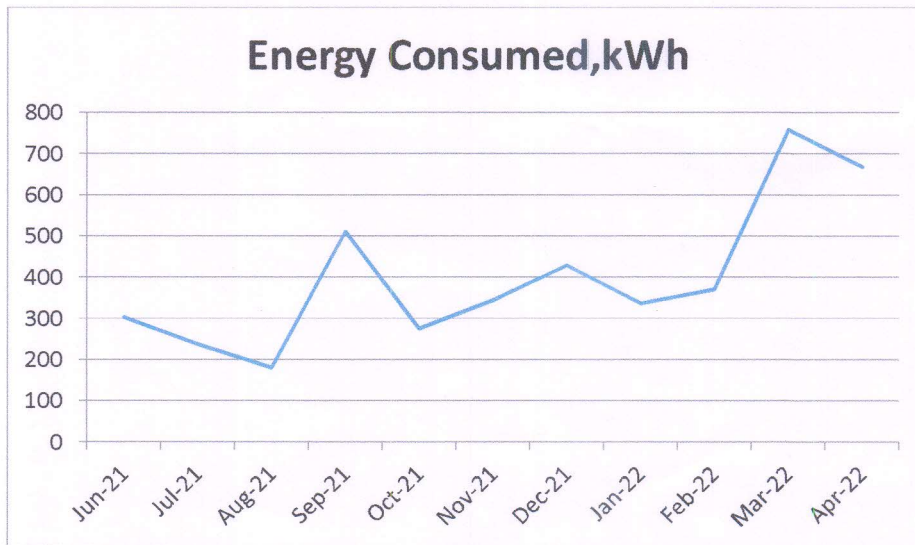
CHAPTER-II STUDY OF PRESENT ENERGY CONSUMPTION

In this chapter, we present the analysis of last year Electricity Bills. As the Hostel facility is closed, we consider the consumption of only College premises.

Table No 2: Electrical Bill Analysis- 2021-22:

No	Month	Energy Consumed, kWh
1	Jun-21	303
2	Jul-21	237
3	Aug-21	180
4	Sep-21	511
5	Oct-21	275
6	Nov-21	344
7	Dec-21	429
8	Jan-22	336
9	Feb-22	370
10	Mar-22	759
11	Apr-22	668
12	Total	4412
13	Maximum	759
14	Minimum	180
15	Average	401

Chart No 1: Variation in Monthly Energy Consumption:



Key Inference drawn:

From the above analysis, we present following important parameters:

Table No 3: Variation in Important Parameters:

No	Parameter/ Variation	Energy Consumed, kWh
1	Total	4412
2	Maximum	759
3	Minimum	180
4	Average	401



CHAPTER III

STUDY OF CARBON FOOTPRINTING

A Carbon Foot print is defined as the Total Greenhouse Gas emissions, emitted due to various activities.

In this we compute the emissions of Carbon-Di-Oxide, by usage of the various forms of Energy used by the College for performing its day to day activities

The College uses Electrical Energy for various Electrical gadgets.

Basis for computation of CO₂ Emissions:

The basis of Calculation for CO₂ emissions due to LPG & Electrical Energy are as under

- 1 kWh of Electrical Energy releases 0.9 Kg of CO₂ into atmosphere

Based on the above Data we compute the CO₂ emissions which are being released in to the atmosphere by the College due to its Day to Day operations

Table No 4: Month wise CO₂ Emissions:

No	Month	Energy Consumed, kWh	CO ₂ Emissions, MT
1	Jun-21	303	0.27
2	Jul-21	237	0.21
3	Aug-21	180	0.16
4	Sep-21	511	0.46
5	Oct-21	275	0.25
6	Nov-21	344	0.31
7	Dec-21	429	0.39
8	Jan-22	336	0.30
9	Feb-22	370	0.33
10	Mar-22	759	0.68
11	Apr-22	668	0.60
12	Total	4412	3.97
13	Maximum	759	0.68
14	Minimum	180	0.16
15	Average	401	0.36

Chart No 2: Month wise CO₂ Emissions:

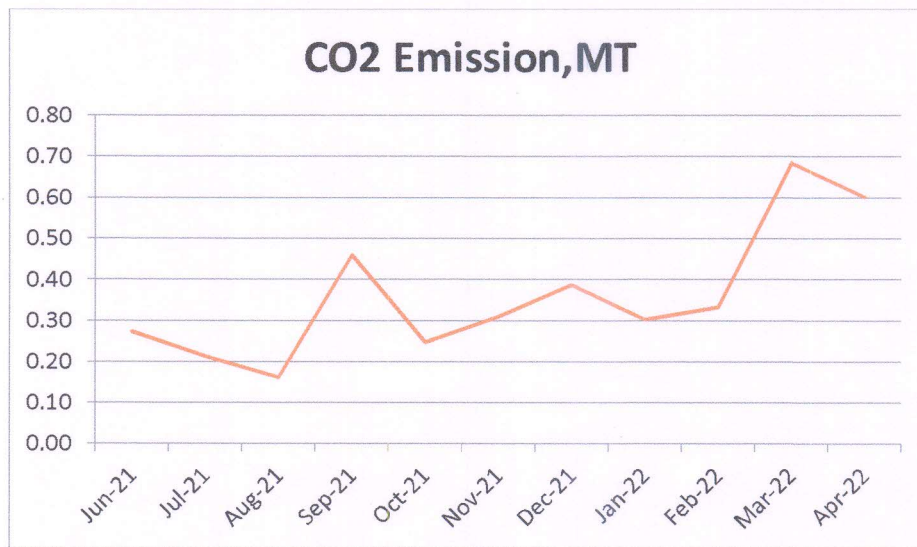


Table No 5: Key observations:

No	Parameter	Energy consumed, kWh	CO2 Emissions, MT
1	Total	4412	3.97
2	Maximum	759	0.68
3	Minimum	180	0.16
4	Average	401	0.36



CHAPTER IV STUDY OF USAGE OF RENEWABLE ENERGY

The College has yet to install Roof Top Solar PV Plant. Therefore as on the Date, the reduction in CO₂ emissions due to usage of Renewable Energy is Nil.



CHAPTER V STUDY OF WASTE MANAGEMENT

5.1 Segregation Waste at Source:

The recyclable waste, like paper, plastic waste is segregated at source and is handed over to Authorized waste collecting agent for further recycling.


Photograph of Waste Collection Bin:



5.2 Organic Waste Management:

The Bio degradable waste like leafy waste is composted in a Bio Composting Pit.

Photograph of Bio Composting Pit:



Bio
Composting Pit



5.3 Liquid Waste Management:

For treatment of laboratory chemicals, the College has a soak tank wherein the laboratory liquid waste is first mixed with water and then drained to a soak Tank which contains layers of sand and activated carbon.

Photograph of Liquid Waste Soak Tank arrangement:



5.4 E-Waste Management:

It is recommended to handover the E Waste through Authorized E-Waste collecting agency.

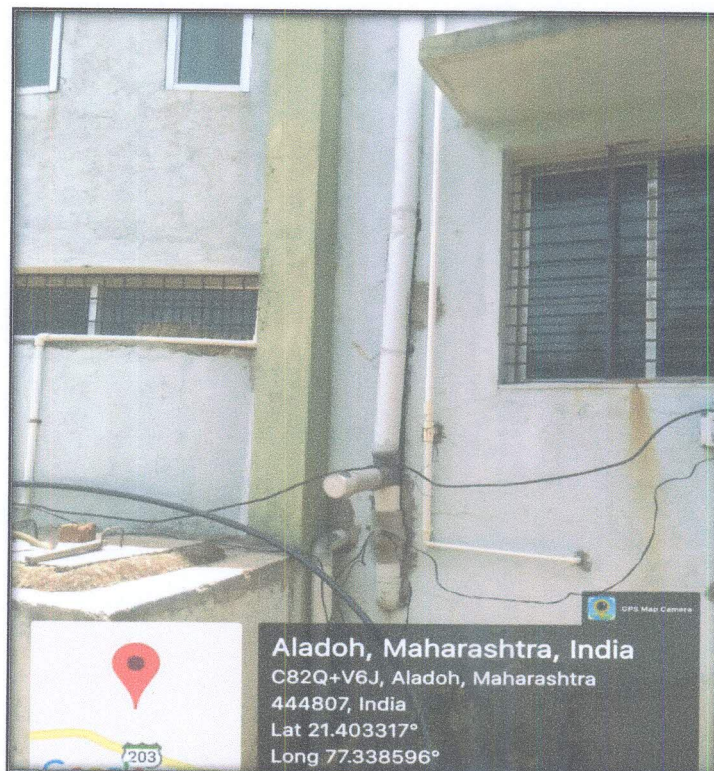
CHAPTER-VI STUDY OF RAIN WATER HARVESTING

The College has installed Rain Water Harvesting Project, wherein the Rain Water falling on the terrace is collected and is stored in a separate Water Storage Tank. The Water is further used for domestic purpose.

Water Storage Tank Details:

- Area of Tank: 1939 sq.ft.
- Tank Height: 2 meters
- Water Storage Capacity: 360400 Liters

Photograph of Rain Water Storage Tank Facility:




The Water is used for Girls Hostel & for Gardening purpose.

CHAPTER-VII STUDY OF GREEN & SUSTAINABLE PRACTICES

7.1 Pedestrian Friendly Roads:

The College has well maintained internal road to facilitate the easy movement of the students within the campus.


Photograph of Internal Road:



7.2 Internal Tree Plantation:

The College has well maintained landscaped garden in the campus.


Photograph of Tree plantation:



7.3 Provision of Ramp:

For easy movement of Divyangajan, the College has made provision of Ramp.

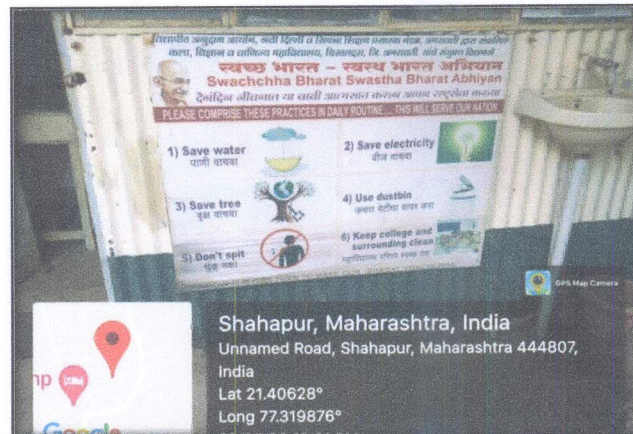
Photograph of Ramp:



7.4 Creation of Awareness on Swatcchh & Swastha Bharat Abhiyan:

The College is creating awareness on importance of Cleanliness, Hygiene and Good Health under the Swatcchh & Swastha Bharat Abhiyan.

Photograph of Poster on Swatcchh & Swastha Bharat Abhiyan:



7.5 Other Environment Friendly Initiatives:

- Development of Ethno botanical Garden with important medicinal plants
- Arranging various Environmental awareness Programs for students
- Wasteland restoration by Green, Medicinal Plants, Bee flora

**ANNEXURE-1:
LIST OF TREES:**

The total Area under Tree Plantation is about 1.5 Acres.

List of Trees:

No	Name of Tree
1	Corkball
2	Wild arecanut
3	Jackfruit
4	Boat
5	Habit
6	Kapok
7	Gulmohor
8	Banyan
9	Fig
10	SilverOak
11	Yellow Flameboyant
12	Frangipani
13	Date Palm
14	Ashoka
15	Beech
16	Guava
17	Sandalwood
18	Mahagony
19	Jambolin
20	Silver Trumpet
21	Carribbean Trumpet
22	Teak
23	Tulip

GREEN AUDIT REPORT
of
SIPNA SHIKSHAN PRASARAK MANDAL AMRAVATI'S
Arts Science & Commerce College,
Chikhaldara



Year: 2020-21

Prepared by

Enrich Consultants

Yashashree, 26, Nirmal Bag Society
Near Mukhtangan English School, Parvati, Pune 411009
Phone: 09890444795, Email: enrichcons@gmail.com



MAHARASHTRA ENERGY DEVELOPMENT AGENCY

An ISO 9001 : 2000 Reg. no. : RQ 91 / 2462



Maharashtra Energy Development Agency

(Government of Maharashtra Institution)

Aundh Road, Opposite Spicer College Road, Near Commissionerate of Animal Husbandary,

Aundh, Pune, Maharashtra 411067

Ph No: 020-35000450

Email: eee@mahaurja.com, Web: www.mahaurja.com

ECN/2021-22/CR-14/1577

22nd April, 2021

**CERTIFICATE OF REGISTRATION
FOR CLASS 'A'**

We hereby certify that, the firm having following particulars is registered with **MAHARASHTRA ENERGY DEVELOPMENT AGENCY (MEDA)** under given category as "Energy Planner & Energy Auditor" in Maharashtra for Energy Conservation Programme of MEDA.


Name and Address of the firm : **M/s Enrich Consultants**
Yashashree, Plot No. 26, Nirmal Bag Society,
Near Muktangan English School, Parvati,
Pune - 411009.

Registration Category : *Empanelled Consultant for Energy Conservation Programme for Class 'A'*

Registration Number : *MEDA/ECN/2021-22/Class A/EA-03*

- Energy Conservation Programme intends to identify areas where wasteful use of energy occurs and to evaluate the scope for Energy Conservation and take concrete steps to achieve the evaluated energy savings.
- MEDA reserves the right to visit at any time without giving prior information to verify quarterly activities performed by the firm and canceling the registration, if the information is found incorrect.
- This empanelment is valid till **21st April, 2023** from the date of registration, to carry out energy audits under the Energy Conservation Programme
- The Director General, MEDA reserves the right to cancel the registration at any time without assigning any reasons thereof.

General Manager (EC)



Enrich Consultants

Yashashree, 26, Nirmal Bag Society,
Near Mukhtangan English School, Parvati, Pune 411 009
Tel: 09890444795 Email: enrichcons@gmail.com

Ref: EC/SSPMAASCCC/20-21/02

Date: 12/8/2021

CERTIFICATE

This is to certify that we have conducted Green Audit at Sipna Shikshan Prasarak Mandal Amravati's Arts, Science & Commerce College, Upper Plateau Chikhaldara 444807, in the Academic year 2020-21.

The College has adopted following Green Initiatives:

- Usage of Energy Efficient LED Light Fitting
- Maximum Usage of Day Lighting
- Segregation of Waste at source
- Provision of Bio Composting Pit
- Implementation of Rain Water Harvesting Project
- Maintenance of Good Internal Road
- Tree Plantation in the campus
- Provision of Ramp for Divyangajan
- Display of Poster on Plastic Ban
- Tree Plantation Drive in the campus
- Cleanliness Drive in the campus

We appreciate the support of Management, involvement of faculty members and students in the process of Energy Conservation & making the campus Green.

For Enrich Consultants,



A Y Mehendale,
Certified Energy Auditor
EA-8192



INDEX


Sr. No	Particulars	Page No
I	Acknowledgement	5
II	Executive Summary	6
III	Abbreviations	8
1	Introduction	9
2	Study of Present Energy Consumption	10
3	Study of Carbon Foot printing	12
4	Study of Usage of Renewable Energy	14
5	Study of Waste Management	15
6	Study of Rain water Harvesting	17
7	Study of Green & Sustainable Practices	18
	Annexure	
I	List of Trees & Plants	21



ACKNOWLEDGEMENT

We Enrich Consultants, Pune, express our sincere gratitude to the management of Sipna Shikshan Prasarak Mandal Amravati's Arts, Science & Commerce College, Upper Plateau Chikhaldara 444807, for awarding us the assignment of Green Audit of their Chikhaldara campus for the Year: 2020-21.

We are thankful to all faculty members and staff members for helping us during the field study.



EXECUTIVE SUMMARY

1. Sipna Shikshan Prasarak Mandal Amravati's Arts Science & Commerce College, Chikhaldara 444 807 consumes Energy in the form of **Electrical Energy** used for various gadgets, Office & other facilities.

2. Present Level of Energy Consumption & CO₂ Emissions:

No	Parameter	Energy consumed, kWh	CO ₂ Emissions, MT
1	Total	43758	39.38
2	Maximum	28299	25.47
3	Minimum	309	0.28
4	Average	3646.5	3.28

3. Various initiatives taken for Energy Conservation:

- Usage of Energy Efficient LED Lighting
- Maximum Usage of Day Lighting

4. Usage of Renewable Energy:

The College has yet to install Roof Top Solar PV Plant. Therefore as on the Date, the usage of Alternate Energy to Annul Energy requirement works out to be nil.

5. Waste Management:

5.1 Segregation Waste at Source:

The recyclable waste, like paper, plastic waste is segregated at source and is handed over to Authorized waste collecting agent for further recycling.

5.2 Organic Waste Management:

The College has installed a Bio Composting Pit and the organic Waste is composted in the Pit, which is further used in the own garden.

5.3 Liquid Waste Management:

For treatment of laboratory chemicals, the College has a soak tank wherein the laboratory liquid waste is first mixed with water and then drained to the soak Tank which contains layers of sand and activated carbon.

5.4 E-Waste Management:

It is recommended to handover the E Waste through Authorized E-Waste collecting agency.

6. Rain Water Harvesting:

The College has installed Rain Water Harvesting Project, wherein the Rain Water falling on the terrace is collected and is stored in a separate Water Storage Tank. The Water is further used for domestic purpose.

7. Green & Sustainable Initiatives:

- Maintenance of good Internal Road
- Maintenance of Internal Garden
- Provision of Ramp for Divyangajan
- Display of Poster on Plastic Ban
- Tree Plantation Drive in the campus
- Cleanliness Drive in the campus

8. Notes & Assumptions:

- 1 kWh of Electrical Energy releases 0.9 Kg of CO₂ into atmosphere

9. Reference:

- For CO₂ Emissions: www.tatapower.com

ABBREVIATIONS

SSPM	Sipna Shikshan Prasarak Mandal
kWh	Kilo Watt Hour
LED	Light Emitting Diode
Kg	Kilo Gram
MT	Metric Ton
CO ₂	Carbon Di Oxide
Qty	Quantity



CHAPTER-I INTRODUCTION

1.1 Objectives:

1. To study present Energy Consumption
2. To Study the present CO₂ emissions
3. To study usage of Renewable Energy
4. Study of Waste Management
5. Study of Rain Water Harvesting
6. Study of Green & Sustainable Practices

1.2 General Details of College: Table No 1:

No	Head	Particulars
1	Name of Institution	Sipna Shikshan Prasarak Mandal Amravati's Arts Science & Commerce College
2	Address	Upper Plateau, Chikhaldara 444807
3	Affiliation	Sant Gadgebaba Amravati University

1.3 Aerial View of College:



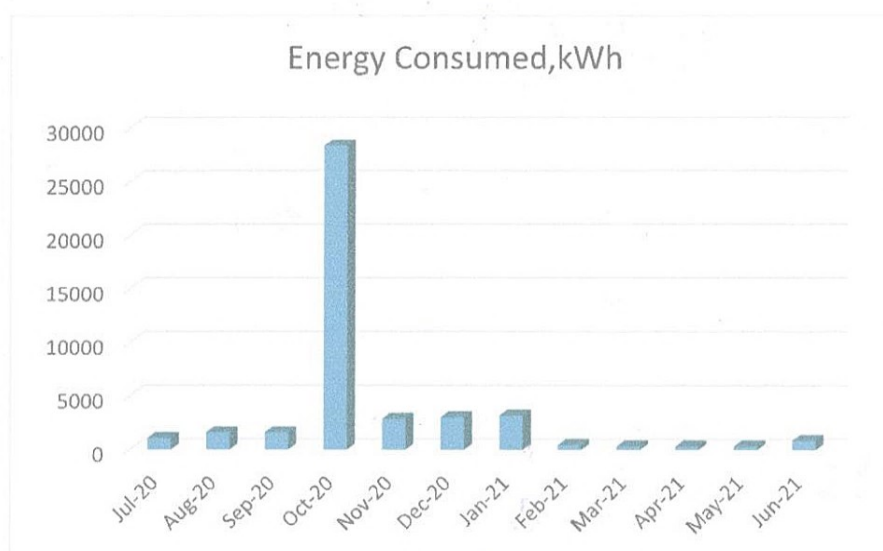
CHAPTER-II STUDY OF PRESENT ENERGY CONSUMPTION

In this chapter, we present the analysis of last year Electricity Bills

Table No 2: Electrical Bill Analysis- 2020-21:

No	Month	Energy Purchased-Meter-1, kWh	Energy Purchased-Meter-2, kWh	Total Energy Consumed, kWh
1	Jul-20	1000	58	1058
2	Aug-20	1000	576	1576
3	Sep-20	1000	576	1576
4	Oct-20	22824	5475	28299
5	Nov-20	2636	223	2859
6	Dec-20	2636	378	3014
7	Jan-21	2636	535	3171
8	Feb-21	79	349	428
9	Mar-21	19	294	313
10	Apr-21	0	309	309
11	May-21	3	308	311
12	Jun-21	511	333	844
13	Total	34344	9414	43758
14	Maximum	22824	5475	28299
15	Minimum	0	58	309
16	Average	2862	784.5	3646.5

Chart No 1: Variation in Monthly Energy Consumption:



3.4 Key Inference drawn:

From the above analysis, we present following important parameters:

Table No 3: Variation in Important Parameters:

No	Parameter/ Variation	Energy Consumed, kWh
1	Total	43758
2	Maximum	28299
3	Minimum	309
4	Average	3646.5



CHAPTER III

STUDY OF CARBON FOOTPRINTING

A Carbon Foot print is defined as the Total Greenhouse Gas emissions, emitted due to various activities.

In this we compute the emissions of Carbon-Di-Oxide, by usage of the various forms of Energy used by the College for performing its day to day activities

The College uses Electrical Energy for various Electrical gadgets.

Basis for computation of CO₂ Emissions:

The basis of Calculation for CO₂ emissions due to LPG & Electrical Energy are as under

- 1 kWh of Electrical Energy releases 0.9 Kg of CO₂ into atmosphere

Based on the above Data we compute the CO₂ emissions which are being released in to the atmosphere by the College due to its Day to Day operations

Table No 4: Month wise CO₂ Emissions:

No	Month	Energy Purchased-Meter-1, kWh	Energy Purchased-Meter-2, kWh	Total Energy Consumed, kWh	CO ₂ Emissions, MT
1	Jul-20	1000	58	1058	0.95
2	Aug-20	1000	576	1576	1.42
3	Sep-20	1000	576	1576	1.42
4	Oct-20	22824	5475	28299	25.47
5	Nov-20	2636	223	2859	2.57
6	Dec-20	2636	378	3014	2.71
7	Jan-21	2636	535	3171	2.85
8	Feb-21	79	349	428	0.39
9	Mar-21	19	294	313	0.28
10	Apr-21	0	309	309	0.28
11	May-21	3	308	311	0.28
12	Jun-21	511	333	844	0.76
13	Total	34344	9414	43758	39.38
14	Maximum	22824	5475	28299	25.47
15	Minimum	0	58	309	0.28
16	Average	2862	784.5	3646.5	3.28

Chart No 2: Month wise CO₂ Emissions:

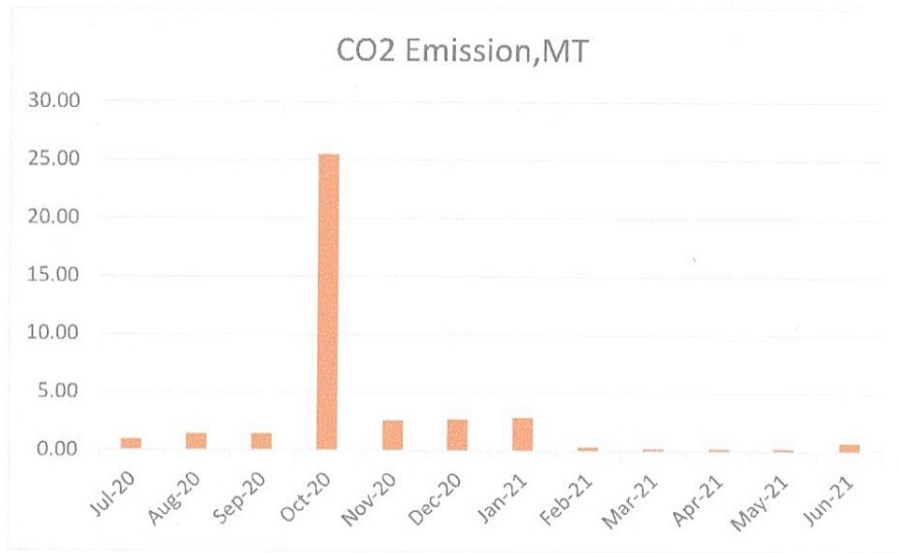



Table No 5: Key observations:

No	Parameter	Energy consumed, kWh	CO2 Emissions, MT
1	Total	43758	39.38
2	Maximum	28299	25.47
3	Minimum	309	0.28
4	Average	3646.5	3.28



CHAPTER IV STUDY OF USAGE OF RENEWABLE ENERGY

The College has yet to install Roof Top Solar PV Plant. Therefore as on the Date, the usage of Alternate Energy is nil.




CHAPTER V STUDY OF WASTE MANAGEMENT

5.1 Segregation Waste at Source:

The recyclable waste, like paper, plastic waste is segregated at source and is handed over to Authorized waste collecting agent for further recycling.

Photograph of Waste Collection Bin:



5.2 Organic Waste Management:

The Bio degradable waste like leafy waste is composted in a Bio Composting Pit.

Photograph of Vermi Composting Pit:



5.3 Liquid Waste Management:

For treatment of laboratory chemicals, the College has a soak tank wherein the laboratory liquid waste is first mixed with water and then drained to a soak Tank which contains layers of sand and activated carbon.

Photograph of Liquid Waste Soak Tank arrangement:



5.4 E-Waste Management:

It is recommended to handover the E Waste through Authorized E-Waste collecting agency.

CHAPTER-VI STUDY OF RAIN WATER HARVESTING

The College has installed Rain Water Harvesting Project, wherein the Rain Water falling on the terrace is collected and is stored in a separate Water Storage Tank. The Water is further used for domestic purpose.

Photograph of Rain Water Storage Tank Facility:




CHAPTER-VII STUDY OF GREEN & SUSTAINABLE PRACTICES

7.1 Pedestrian Friendly Roads:

The College has well maintained internal road to facilitate the easy movement of the students within the campus.


Photograph of Internal Road:



7.2 Internal Tree Plantation:

The College has well maintained landscaped garden in the campus.

Photograph of Tree plantation:



7.3 Provision of Ramp:

For easy movement of Divyangajan, the College has made provision of Ramp.

Photograph of Ramp:



7.4 Creation of Awareness on Plastic Free Campus:

The College is creating awareness on Plastic Ban by Display of Posters.

Photograph of Poster on Plastic Ban:



7.5 Cleanliness Drive:

The College arranged Cleanliness Drive in the Campus under National Service Scheme.

Photograph of Cleanliness Drive:



7.6 Tree Plantation Drive:

The College arranged Tree Plantation Drive in the Campus under National Service Scheme.

Photograph of Cleanliness Drive:




**ANNEXURE-1:
LIST OF TREES:**

The total Area under Tree Plantation is about 1.5 Acres.

List of Trees:

No	Name of Tree
1	Corkball
2	Wild arecanut
3	Jackfruit
4	Boat
5	Habit
6	Kapok
7	Gulmohor
8	Banyan
9	Fig
10	SilverOak
11	Yellow Flameboyant
12	Frangipani
13	Date Palm
14	Ashoka
15	Beech
16	Guava
17	Sandalwood
18	Mahagony
19	Jambolin
20	Silver Trumpet
21	Carribbean Trumpet
22	Teak
23	Tulip



Sipna Shikshan Prasarak Mandal, Amravati's
ARTS, SCIENCE AND COMMERCE COLLEGE

CHIKHALDARA, DISTT. AMRAVATI (Maharashtra State)



Policy Document

**ENVIRONMENTAL FRIENDLY
INITIATIVES**

Sipna Shikshan Prasarak Mandal, Amravati's
Arts, Science and Commerce College
Chikhaldara, Distt. Amravati

-POLICY DOCUMENT-

ENVIRONMENT FRIENDLY INITIATIVES

Introduction:

As a proactive institution concerned with the conservation of the environment, the Centre for Green initiatives established in the College with the objective of creating awareness and promoting environmental care at both individual and community level. The Centre aims to create a healthy atmosphere facilitating conversation, action and feedback on environmental issues engaging faculty, students and the general public.

Policy:

Environment friendly processes are sustainability to good services, laws, guidelines and policies that claim reduced, minimum, no harm upon ecosystems.

Objectives:

1. Go Green Program involves establishing a viable Green-Campus Committee, within the organizational structure of Environmental Science Department of the Institute.
2. Correct disposal, purchase of environment friendly equipment's
3. Understanding various environmental issues and the need to address them.
4. Sensitizing students and people about the need for protection of environment for a sustainable and healthy future.
5. Environmental awareness for Green initiatives in college campus

Modus Operandi:

- Undertaking extensive research and surveys on various environmental related issues. Conducting seminars, workshops and campaigns to sensitize students about environmental issues.
- Initiating and facilitating collaboration with various organizations working extensively in various fields such as waste management, water conservation, energy practices and wildlife habitat conservation in forest areas.
- Celebration of important Environmental Days – World Ozone Day, Environmental Day, World Forestry Day, World Environmental Day
- Plastic Ban Awareness Programs
- Wildlife week celebration – rally for students, Nature trails, poster competition, debate competition, people's awareness programs

Promotion of “Save Energy Tips” in the institute:

- Turn off your monitor when you leave your Table.
- Turn off unnecessary lights and use daylight instead.
- Use LED or compact fluorescent bulbs.
- Keep lights off in conference rooms, office, lecture halls when they are not in use.
- Use the fans only when they are needed.
- Unplug appliances not plugged into power strips (like TVs, Refrigerators, printers, etc.)

Major Green Campus Initiatives:

- ✓ Rainwater harvesting
- ✓ Displayed poster on E-waste Management •
- ✓ To make paperless administration
- ✓ Plastic free Campus
- ✓ Tree Plantation Drive
- ✓ Cleanliness Drive
- ✓ Use of LEDs only
- ✓ Digital Library/ E-Learning Centre
- ✓ Green, Environment and Energy Audit conducted
- ✓ Restricted entry of automobiles

Feedback Mechanism:

Monitoring of green initiatives will be conducted by the concerned department/Committee. Every year green and environmental audit will be carried out by the external agency.




PRINCIPAL
Art, Science & Commerce
College, Chikhaldara

ENVIRONMENTAL AUDIT REPORT
of
SIPNA SHIKSHAN PRASARAK MANDAL AMRAVATI'S
Arts Science & Commerce College
Chikhaldara



Year: 2021-22

Prepared by:

Engress Services

Yashashree, 26, Nimal Bag Society,
Near Muktangan English School, Parvati, Pune 411009
Phone: 09890444795, Email: engress123@gmail.com



MAHARASHTRA ENERGY DEVELOPMENT AGENCY



Maharashtra Energy Development Agency

(Government of Maharashtra Institution)

Aundh Road, Opposite Spicer College Road, Near Commissionerate of Animal Husbandary,

Aundh, Pune, Maharashtra 411067

Ph No: 020-35000450

Email: eee@mahaurja.com, Web: www.mahaurja.com

ECN/2022-23/CR-43/1709

10th May, 2022

**CERTIFICATE OF REGISTRATION
FOR CLASS 'A'**

We hereby certify that, the firm having following particulars is registered with **MAHARASHTRA ENERGY DEVELOPMENT AGENCY (MEDA)** under given category as "Energy Planner & Energy Auditor" in Maharashtra for Energy Conservation Programme of MEDA.

Name and Address of the firm : M/s Engress Services
Yashshree, 26, Nirmal Bag Society,
Near Muktangan English School,
Parvati, Pune – 411 009.

Registration Category : *Empanelled Consultant for Energy Conservation Programme for Class 'A'*

Registration Number : *MEDA/ECN/2022-23/Class A/EA-32.*

- Energy Conservation Programme intends to identify areas where wasteful use of energy occurs and to evaluate the scope for Energy Conservation and take concrete steps to achieve the evaluated energy savings.
- MEDA reserves the right to visit at any time without giving prior information to verify quarterly activities performed by the firm and canceling the registration, if the information is found incorrect.
- This empanelment is valid till **09th May, 2024** from the date of registration, to carry out energy audits under the Energy Conservation Programme
- The Director General, MEDA reserves the right to cancel the registration at any time without assigning any reasons thereof.

General Manager (EC)



Engress Services

Yashashree, 26, Nirmal Bag Society,
Near Mukhtangan English School, Parvati, Pune 411 009
Tel: 09890444795 Email: engress123@gmail.com

Ref: ES/SSPMAASCCC/21-22/03

Date: 13/5/2022

CERTIFICATE


This is to certify that we have conducted Environmental Audit at Sipna Shikshan Prasarak Mandal Amravati's Arts, Science & Commerce College, Upper Plateau Chikhaldara 444807, in the year 2021-22.

The College has adopted following Green Initiatives:

- Usage of Energy Efficient LED Light Fitting
- Maximum Usage of Day Lighting
- Segregation of Waste at source
- Provision of Bio Composting Pit
- Implementation of Rain Water Harvesting Project
- Development of Ethno botanical Garden with important medicinal plants
- Arranging various Environmental awareness Programs for students
- Wasteland restoration by Green, Medicinal Plants, Bee flora
- Creation of Awareness by Display of Poster on Swatcchh & Swastha Bharat

We appreciate the support of Management, involvement of faculty members and students in the process of Energy Conservation & making the campus Green.

For Engress Services,



A Y Mehendale,
Certified Energy Auditor
EA-8192




INDEX

Sr. No	Particulars	Page No
I	Acknowledgement	5
II	Executive Summary	6
III	Abbreviations	8
1	Introduction	9
2	Study of Consumption of Resources & CO ₂ Emission	12
3	Study of CO ₂ Emission Reduction	14
4	Study of Indoor Air Quality	15
4	Study of Indoor Comfort Condition Parameters	17
5	Study of Waste Management	18
6	Study of Rain water Harvesting	20
7	Study of Environment Friendly Initiatives	21
	Annexure	
I	Various Standards in respect of Noise & Indoor Comfort Condition	22

ACKNOWLEDGEMENT

We Engress Services, Pune, express our sincere gratitude to the management of Sipna Shikshan Prasarak Mandal Amravati's Arts, Science & commerce college, Upper Plateau Chikhaldara 444807, for awarding us the assignment of Environmental Audit of their Chikhaldara campus for the Year: 2021-22.

We are thankful to all faculty members and staff members for helping us during the field study.



EXECUTIVE SUMMARY

1. Sipna Shikshan Prasarak Mandal Amravati's Arts Science & Commerce College, Chikhaldara 444 807 consumes Energy in the form of **Electrical Energy** used for various gadgets, Office & other facilities.

2. Pollution due to College Activities:

- **Air pollution:** Mainly CO₂ on account of Electricity Consumption
- **Solid Waste:** Bio degradable Garden Waste, Recyclable Waste
- **Liquid Waste:** Human liquid Waste & Laboratory Waste

3. Present Energy Consumption & CO₂ Emissions:

No	Parameter/ Value	Energy Consumed, kWh	CO ₂ Emissions, MT
1	Total	4412	3.97
2	Maximum	759	0.68
3	Minimum	180	0.16
4	Average	401	0.36

4. Various initiatives taken for Energy Conservation:

- Usage of Energy Efficient LED Lighting
- Maximum Usage of Day Lighting

5. Usage of Renewable Energy:

The College has yet to install Roof Top Solar PV Plant. Therefore as on the Date, the usage of Alternate Energy to Annul Energy requirement works out to be nil.

6. Indoor Air Quality:

No	Parameter/Value	AQI	PM-2.5	PM-10
1	Maximum	46	36	44
2	Minimum	25	10	12

7. Indoor Comfort Conditions:

No	Parameter/Value	Temperature, °C	Humidity, %	Lux Level	Noise Level, dB
1	Maximum	30.9	69	176	45
2	Minimum	27.4	60	52	38.1

8. Waste Management:

8.1 Segregation Waste at Source:

The recyclable waste, like paper, plastic waste is segregated at source and is handed over to Authorized waste collecting agent for further disposal.

8.2 Organic Waste Management:

The College has installed a Bio Composting Pit and the organic Waste is composted in the Plant, which is further used in the own garden.

8.3 Liquid Waste Management:

For treatment of laboratory chemicals, the College has a soak tank wherein the laboratory liquid waste is first mixed with water and then drained to the soak Tank which contains layers of sand and activated carbon.

8.4 E-Waste Management:

It is recommended to handover the E Waste through Authorized E-Waste collecting agency.

9. Rain Water Harvesting:

The College has installed Rain Water Harvesting Project, wherein the Rain Water falling on the terrace is collected and is stored in a separate Water Storage Tank. The Water is further used for domestic purpose.

10. Environment Friendly Initiatives:

- Development of Ethno botanical Garden with important medicinal plants
- Arranging various Environmental awareness Programs for students
- Wasteland restoration by Green, Medicinal Plants, Bee flora
- Creation of Awareness by Display of Poster on Swatcchh & Swastha Bharat

11. Notes & Assumptions:

- 1 kWh of Electrical Energy releases 0.9 Kg of CO₂ into atmosphere

12. References:

- For CO₂ Emissions: www.tatapower.com
- For indoor Air Quality: www.cpcb.com
- For Various Indoor Air Parameters: www.ishrae.com

ABBREVIATIONS

Kg	:	Kilo Gram
MSEDCL	:	Maharashtra State Distribution Company Limited
MT	:	Metric Ton
kWh	:	kilo-Watt Hour
LPD	:	Liters per Day
LED	:	Light Emitting Diode
AQI	:	Air Quality Index
PM-2.5	:	Particulate Matter of Size 2.5 Micron
PM-10	:	Particulate Matter of Size 10 Micron
CPCB	:	Central Pollution Control Board
ISHRAE	:	The Indian Society of Heating & Refrigerating & Air Conditioning Engineers

CHAPTER-I INTRODUCTION

1.1 Important Definitions:

1.1.1 Environment: Definition as per environment Protection Act: 1986

Environment includes water, air and land and the inter-relationship which exists among and between Water, Air, Land and Human beings, other living creatures, plants microorganism and property

1.1.2. Environmental Audit: Definition:

An audit which aims at verification and validation to ensure that various environmental laws are complied with and adequate care has been taken towards environmental protection and preservation

According to UNEP, 1990, "Environmental audit can be defined as a management tool comprising systematic, documented and periodic evaluation of how well environmental organization management and equipment are performing with an aim of helping to regularize the environment"

1.1.3. Environmental Pollutant: means any solid, liquid and gaseous substance present in the concentration as may be, or tend to be, injurious to Environment.

1.1.4. Relevant Environmental Laws in India: Table No-1:

1927	The Indian Forest Act
1972	The Wildlife Protection Act
1974	The Water (Prevention and Control of Pollution) Act
1977	The Water (Prevention & Control of Pollution) Cess Act
1980	The Forest (Conservation) Act
1981	The Air (Prevention and Control of Pollution) Act
1986	The Environment Protection Act
1991	The Public Liability Insurance Act
2002	The Biological Diversity Act
2010	The National Green Tribunal Act

1.1.5. Some Important Environmental Rules in India: Table No-2:

1989	Hazardous Waste (Management and Handling) Rules
1989	Manufacture, Storage and Import of Hazardous Chemical Rules
2000	Municipal Solid Waste (Management and Handling) Rules
1998	The Biomedical Waste (Management and Handling) Rules
1999	The Environment (Siting for Industrial Projects) Rules
2000	Noise Pollution (Regulation and Control) Rules
2000	Ozone Depleting Substances (Regulation and Control) Rules
2011	E-waste (Management and Handling) Rules



2011	National Green Tribunal (Practices and Procedure) Rules
2011	Plastic Waste (Management and Handling) Rules

1.1.6 National Environmental Plans & Policy Documents: Table No-3:

1.	National Forest Policy, 1988
2.	National Water Policy, 2002
3.	National Environment Policy or NEP (2006)
4.	National Conservation Strategy and Policy Statement on Environment and Development, 1992
5.	Policy Statement for Abatement of Pollution (1992)
6.	National Action Plan on Climate Change
7.	Vision Statement on Environment and Human Health
8.	Technology Vision 2030 (The Energy Research Institute)
9.	Addressing Energy Security and Climate Change (MoEF and Bureau of Energy Efficiency)
10.	The Road to Copenhagen; India's Position on Climate Change Issues (MoEF)

1.2 Objectives:

1. To study Resource Consumption & CO₂ Emissions
2. To Study CO₂ Emission Reduction
3. To study Indoor Comfort Condition Parameters
4. To Study of Waste Management
5. To Study of Rain Water Harvesting
6. To Study of Sustainable Initiatives

1.3 Aerial View of the College:



1.4 General Details of College: Table No 4:

No	Head	Particulars
1	Name of Institution	Sipna Shikshan Prasarak Mandal Amravati's Arts Science & Commerce College
2	Address	Upper Plateau, Chikhaldara 444807
3	Affiliation	Sant Gadgebaba Amravati University



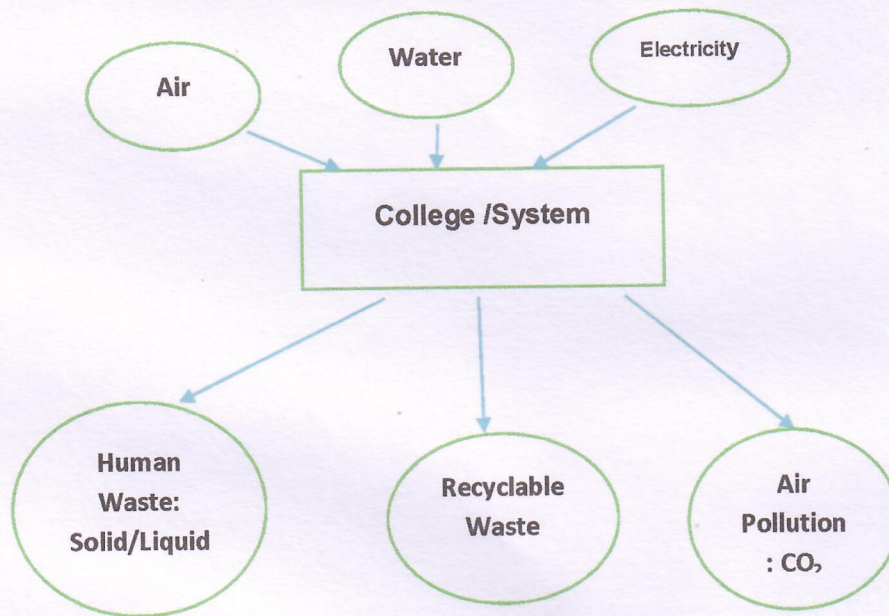
CHAPTER-II STUDY OF CONSUMPTION OF RESOURCES & CO₂ EMISSION

2.1 The Institute consumes following basic/derived Resources:

1. Air
2. Water
3. Electrical Energy

We try to draw a schematic diagram for the College System & Environment as under.

2.2 Chart No 1: Representation of Institute as a System:



Now we compute the Generation of CO₂ on account of consumption of Electrical Energy. As the Facility was closed, we consider the consumption of only College building. The basis of Calculation for CO₂ emissions due to Electrical Energy are as under

- 1 kWh of Electrical Energy releases 0.9 Kg of CO₂ into atmosphere

Table No 5: Study of Consumption of Electrical Energy & CO₂ Emissions: 21-22:

No	Month	Energy Consumed, kWh	CO ₂ Emissions, MT
1	Jun-21	303	0.27
2	Jul-21	237	0.21
3	Aug-21	180	0.16
4	Sep-21	511	0.46
5	Oct-21	275	0.25
6	Nov-21	344	0.31

7	Dec-21	429	0.39
8	Jan-22	336	0.30
9	Feb-22	370	0.33
10	Mar-22	759	0.68
11	Apr-22	668	0.60
12	Total	4412	3.97
13	Maximum	759	0.68
14	Minimum	180	0.16
15	Average	401	0.36

Chart No 2: Month wise CO₂ Emissions:

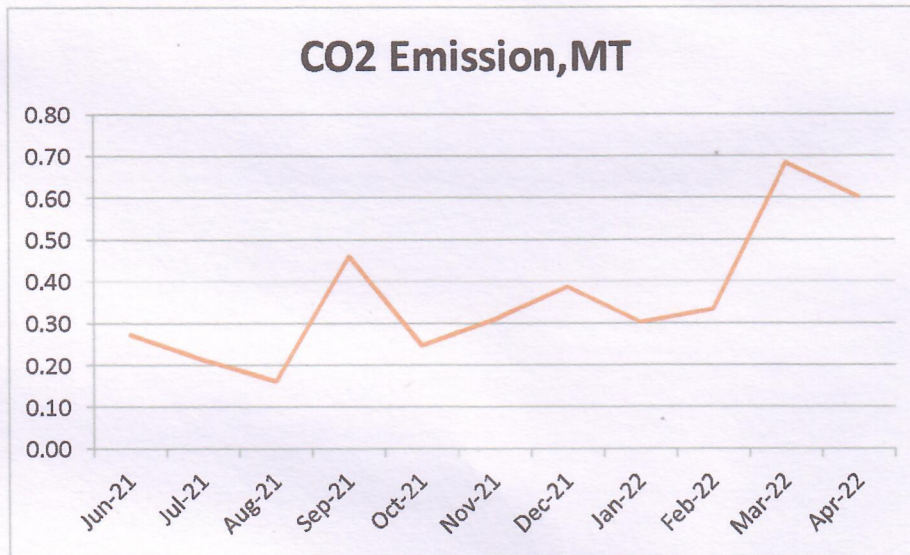



Table No 6: Important Parameters:

No	Parameter/ Value	Energy Consumed, kWh	CO ₂ Emissions, MT
1	Total	4412	3.97
2	Maximum	759	0.68
3	Minimum	180	0.16
4	Average	401	0.36

CHAPTER III

STUDY OF CO₂ EMISSION REDUCTION

The College has yet to install Roof Top Solar PV Plant. Therefore as on the Date, the usage of Alternate Energy is nil.



CHAPTER IV STUDY OF INDOOR AIR QUALITY

4.1 Importance of Air Quality:

Air: The common name given to the atmospheric gases used in breathing and photosynthesis.

By volume, Dry Air contains 78.09% Nitrogen, 20.95% Oxygen, 0.93% Argon, 0.039% carbon dioxide, and small amounts of other gases.

On average, a person inhales about **14,000 liters** of air every day. Therefore, poor air quality may affect the quality of life now and for future generations by affecting the health, the environment, the economy and the city's livability.

Rapid urbanization and industrialization has added other elements/compounds to the pure air and thus caused the increase in pollution. In order to prevent, control and abate air pollution, the Air (Prevention and Control of Pollution) Act was enacted in 1981.

Air quality is a measure of the suitability of air for breathing by people, plants and animals.

According to Section 2(b) of Air (Prevention and control of pollution) Act, 1981 'air pollution' has been defined as 'the presence in the atmosphere of any air pollutant.'

As per Section 2(a) of Air (Prevention and control of pollution) Act, 1981 'air pollutant' has been defined as 'any solid, liquid or gaseous substance [(including noise)] present in the atmosphere in such concentration as may be or tend to be injurious to human beings or other living creatures or plants or property or environment

4.2 Air Quality Index:

An **Air Quality Index (AQI)** is a number used by government agencies to measure the **air pollution** levels and communicate it to the population. As the AQI increases, it means that a large percentage of the population will experience severe adverse health effects. The measurement of the **AQI** requires an **air monitor** and an **air pollutant** concentration over a specified **averaging period**.

We present herewith following important Parameters.

1. AQI- Air Quality Index
2. PM-2.5- Particulate Matter of Size 2.5 micron
3. PM-10- Particulate Matter of Size 10 micron

Table No 7: Indoor Air Quality Parameters:

No	Location	AQI	PM 2.5	PM 10
1	Office	40	24	30
2	Env. Science Dept	36	22	28



3	Library	42	24	34
4	Comp. Lab	43	26	27
5	Botany Dept	45	28	30
6	Physics Dept	35	21	27
7	Class Room	27	16	27
8	Physical Education	46	28	44
9	Food Science	43	10	12
10	Industrial Dept	33	21	27
11	Geology	41	36	32
12	Staff	25	15	22
13	Seminar Hall	30	18	24
14	Maximum	46	36	44
15	Minimum	25	10	12



CHAPTER V STUDY OF INDOOR COMFORT CONDITION PARAMETERS

In this Chapter, we present the various Indoor Comfort Parameters measured during the Audit.

The Parameters include:

1. Temperature
2. Humidity
3. Lux Level
4. Noise Level.

Table No 8: Study of Indoor Comfort Condition Parameters:

No	Location	Temperature, °C	Humidity, %	LUX Level	Noise Level, dB
1	Office	27.4	68	145	41
2	Env. Science Dept	28.7	63	125	39.6
3	Library	29.6	69	92	45
4	Comp. Lab	29.4	63	89	40.5
5	Botany Dept	30.4	62	134	40.6
6	Physics Dept	30.8	61	63	39.6
7	Class Room	30.7	62	82	40.6
8	Physical Education	30	62	52	40.5
9	Food Science	30.5	60	52	41.6
10	Industrial Dept	30.4	60	83	41.3
11	Geology	30.9	60	71	41.3
12	Staff	29.8	64	69	38.1
13	Seminar Hall	29.2	63	176	41.3
14	Maximum	30.9	69	176	45
15	Minimum	27.4	60	52	38.1

CHAPTER VI STUDY OF WASTE MANAGEMENT

6.1 Segregation Waste at Source:

The recyclable waste, like paper, plastic waste is segregated at source and is handed over to Authorized waste collecting agent for further recycling.

Photograph of Waste Collection Bin:



6.2 Organic Waste Management:

The Bio degradable waste like leafy waste is composted in a Bio Composting Pit.

Photograph of Bio Composting Pit:



Bio
Composting Pit

6.3 Liquid Waste Management:

For treatment of laboratory chemicals, the College has a soak tank wherein the laboratory liquid waste is first mixed with water and then drained to a soak Tank which contains layers of sand and activated carbon.

Photograph of Liquid Waste Soak Tank arrangement:



6.4 E-Waste Management:

It is recommended to handover the E Waste through Authorized E-Waste collecting agency.

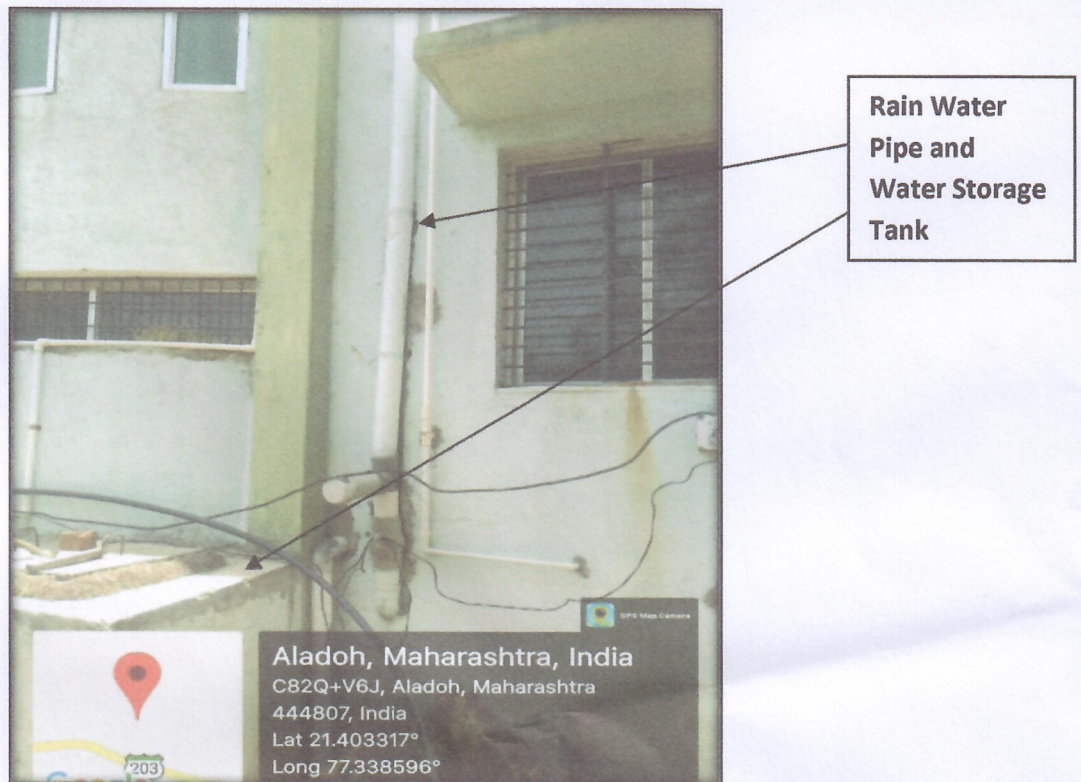
CHAPTER-VII STUDY OF RAIN WATER HARVESTING

The College has installed Rain Water Harvesting Project, wherein the Rain Water falling on the terrace is collected and is stored in a separate Water Storage Tank.

Water Storage Tank Details:

- Area of Tank: 1939 sq. ft.
- Tank Height: 2 meters
- Water Storage Capacity: 360400 Liters

Photograph of Rain Water Storage Tank Facility:



The Water is used for Girls Hostel & for Gardening purpose.

CHAPTER-VIII STUDY OF ENVIRONMENT FRIENDLY INITIATIVES

8.1 Internal Tree Plantation:

The College has well maintained landscaped garden in the campus.

Photograph of Tree plantation:



8.2 Creation of Awareness on Swatcchh & Swastha Bharat Abhiyan:

The College is creating awareness on importance of Cleanliness, Hygiene and Good Health under the Swatcchh & Swastha Bharat Abhiyan.

Photograph of Poster on Swatcchh & Swastha Bharat Abhiyan:



8.3 Other Environment Friendly Initiatives:

- Development of Ethno botanical Garden with important medicinal plants
- Arranging various Environmental awareness Programs for students
- Wasteland restoration by Green, Medicinal Plants, Bee flora



**ANNEXURE-I:
RECOMMENDED NOISE & INDOOR COMFORT STANDARDS:**

1. Category Wise Air Quality Index Values & Concentration of PM 2.5 & PM10:

No	Category	AQI Value	Concentration Range, PM 2.5	Concentration Range, PM 10
1	Good	0 to 50	0 to 30	0 to 50
2	Satisfactory	51 to 100	31 to 60	51 to 100
3	Moderately Polluted	101 to 200	61 to 90	101 to 250
4	Poor	201 to 300	91 to 120	251 to 350
5	Very Poor	301 to 400	121 to 250	351 to 430
6	Severe	401 to 500	250 +	430 +

2. Recommended Water Quality Standards:

No	Designated Best Use	Criteria
1	Drinking Water Source without conventional Treatment but after disinfection	pH between 6.5 to 8.5 Dissolved Oxygen 6 mg/l or more
2	Drinking water source after conventional treatment and disinfection	pH between 6 to 9 Dissolved Oxygen 4 mg/l or more
3	Outdoor Bathing (Organized)	pH between 6.5 to 8.5 Dissolved Oxygen 5 mg/l or more
4	Controlled Waste Disposal	pH between 6 to 8.5

3. Recommended Noise Level Standards:

No	Location	Noise Level dB
1	Auditoriums	20-25
2	Outdoor Playground	55
3	Occupied Class Room	40-45
4	Un occupied Class Room	35
5	Apartment, Homes	35-40
6	Offices	45-50
7	Libraries	35-40
8	Restaurants	50-55

4. Thermal Comfort Conditions: For Non-conditioned Buildings:

No	Parameter	Value
1	Temperature	Less Than 33°C
2	Humidity	Less Than 70%

ENVIRONMENTAL AUDIT REPORT
Of
SIPNA SHIKSHAN PRASARAK MANDAL AMRAVATI'S
Arts Science & Commerce College
Chikhaldara



Year: 2020-21

Prepared by:

Enrich Consultants

Yashashree, 26, Nirmal Bag Society,
Near Mukhtangan English School, Parvati, Pune 411009
Phone: 09890444795 Email: enrichcons@gmail.com



MAHARASHTRA ENERGY DEVELOPMENT AGENCY

An ISO 9001 : 2000 Reg. no. : RQ 91 / 2462



Maharashtra Energy Development Agency

(Government of Maharashtra Institution)

Aundh Road, Opposite Spicer College Road, Near Commissionerate of Animal Husbandary,
Aundh, Pune, Maharashtra 411067

Ph No: 020-35000450

Email: eee@mahaurja.com, Web: www.mahaurja.com

ECN/2021-22/CR-14/1577

22nd April, 2021

**CERTIFICATE OF REGISTRATION
FOR CLASS 'A'**

We hereby certify that, the firm having following particulars is registered with **MAHARASHTRA ENERGY DEVELOPMENT AGENCY (MEDA)** under given category as "Energy Planner & Energy Auditor" in Maharashtra for Energy Conservation Programme of MEDA.


Name and Address of the firm : **M/s Enrich Consultants**
Yashashree, Plot No. 26, Nirmal Bag Society,
Near Muktangan English School, Parvati,
Pune - 411009.

Registration Category : *Empanelled Consultant for Energy Conservation Programme for Class 'A'*

Registration Number : **MEDA/ECN/2021-22/Class A/EA-03**

- Energy Conservation Programme intends to identify areas where wasteful use of energy occurs and to evaluate the scope for Energy Conservation and take concrete steps to achieve the evaluated energy savings.
- MEDA reserves the right to visit at any time without giving prior information to verify quarterly activities performed by the firm and canceling the registration, if the information is found incorrect.
- This empanelment is valid till **21st April, 2023** from the date of registration, to carry out energy audits under the Energy Conservation Programme
- The Director General, MEDA reserves the right to cancel the registration at any time without assigning any reasons thereof.

General Manager (EC)



Enrich Consultants

Yashashree, 26, Nirmal Bag Society,
Near Muktangan English School, Parvati, Pune 411 009
Tel: 09890444795 Email: enrichcons@gmail.com

Ref: EC/SSPMAASCCC/20-21/03

Date: 12/8/2021

CERTIFICATE

This is to certify that we have conducted Environmental Audit at Sipna Shikshan Prasarak Mandal Amravati's Arts, Science & Commerce College, Upper Plateau Chikhaldara 444807, in the Academic year 2020-21.

The College has adopted following Green Initiatives:


- Usage of Energy Efficient LED Light Fitting
- Maximum Usage of Day Lighting
- Segregation of Waste at source
- Provision of Bio Composting Pit
- Implementation of Rain Water Harvesting Project
- Tree Plantation in the campus
- Display of Poster on Plastic Ban
- Tree Plantation Drive in the campus
- Cleanliness Drive in the campus

We appreciate the support of Management, involvement of faculty members and students in the process of Energy Conservation & making the campus Green.

For Enrich Consultants,




A Y Mehendale,
Certified Energy Auditor
EA-8192



INDEX

Sr. No	Particulars	Page No
I	Acknowledgement	5
II	Executive Summary	6
III	Abbreviations	8
1	Introduction	9
2	Study of Consumption of Resources & CO ₂ Emission	12
3	Study of CO ₂ Emission Reduction	14
4	Study of Indoor Comfort Condition Parameters	15
5	Study of Waste Management	16
6	Study of Rain water Harvesting	18
7	Study of Environment Friendly Initiatives	19
	Annexure	
I	Various Standards in respect of Noise & Indoor Comfort Condition	21



ACKNOWLEDGEMENT

We Enrich Consultants, Pune, express our sincere gratitude to the management of Sipna Shikshan Prasarak Mandal Amravati's Arts, Science & commerce college, Upper Plateau Chikhaldara 444807, for awarding us the assignment of Environmental Audit of their Chikhaldara campus for the Year: 2020-21.

We are thankful to all faculty members and staff members for helping us during the field study.



7.3 Liquid Waste Management:

For treatment of laboratory chemicals, the College has a soak tank wherein the laboratory liquid waste is first mixed with water and then drained to the soak Tank which contains layers of sand and activated carbon.

7.4 E-Waste Management:

It is recommended to handover the E Waste through Authorized E-Waste collecting agency.

8. Rain Water Harvesting:

The College has installed Rain Water Harvesting Project, wherein the Rain Water falling on the terrace is collected and is stored in a separate Water Storage Tank. The Water is further used for domestic purpose.

9. Environment Friendly Initiatives:


- Maintenance of Internal Garden
- Display of Poster on Plastic Ban
- Tree Plantation Drive in the campus
- Cleanliness Drive in the campus

10. Notes & Assumptions:

- 1 kWh of Electrical Energy releases 0.9 Kg of CO₂ into atmosphere


11. References:

- For CO₂ Emissions: www.tatapower.com
- For Various Indoor Air Parameters: www.ishrae.com



ABBREVIATIONS

Kg	:	Kilo Gram
MSEDCL	:	Maharashtra State Distribution Company Limited
MT	:	Metric Ton
kWh	:	kilo-Watt Hour
LED	:	Light Emitting Diode
ISHRAE	:	The Indian Society of Heating & Refrigerating & Air Conditioning Engineers



CHAPTER-I INTRODUCTION

1.1 Important Definitions:

1.1.1 Environment: Definition as per environment Protection Act: 1986

Environment includes water, air and land and the inter-relationship which exists among and between Water, Air, Land and Human beings, other living creatures, plants microorganism and property

1.1.2. Environmental Audit: Definition:

An audit which aims at verification and validation to ensure that various environmental laws are compiled with and adequate care has been taken towards environmental protection and preservation

According to UNEP, 1990, "Environmental audit can be defined as a management tool comprising systematic, documented and periodic evaluation of how well environmental organization management and equipment are performing with an aim of helping to regularize the environment

1.1.3. Environmental Pollutant: means any solid, liquid and gaseous substance present in the concentration as may be, or tend to be, injurious to Environment.

1.1.4. Relevant Environmental Laws in India: Table No-1:

1927	The Indian Forest Act
1972	The Wildlife Protection Act
1974	The Water (Prevention and Control of Pollution) Act
1977	The Water (Prevention & Control of Pollution) Cess Act
1980	The Forest (Conservation) Act
1981	The Air (Prevention and Control of Pollution) Act
1986	The Environment Protection Act
1991	The Public Liability Insurance Act
2002	The Biological Diversity Act
2010	The National Green Tribunal Act

1.1.5. Some Important Environmental Rules in India: Table No-2:

1989	Hazardous Waste (Management and Handling) Rules
1989	Manufacture, Storage and Import of Hazardous Chemical Rules
2000	Municipal Solid Waste (Management and Handling) Rules
1998	The Biomedical Waste (Management and Handling) Rules
1999	The Environment (Siting for Industrial Projects) Rules
2000	Noise Pollution (Regulation and Control) Rules
2000	Ozone Depleting Substances (Regulation and Control) Rules
2011	E-waste (Management and Handling) Rules

2011	National Green Tribunal (Practices and Procedure) Rules
2011	Plastic Waste (Management and Handling) Rules

1.1.6 National Environmental Plans & Policy Documents: Table No-3:

1.	National Forest Policy, 1988
2.	National Water Policy, 2002
3.	National Environment Policy or NEP (2006)
4.	National Conservation Strategy and Policy Statement on Environment and Development, 1992
5.	Policy Statement for Abatement of Pollution (1992)
6.	National Action Plan on Climate Change
7.	Vision Statement on Environment and Human Health
8.	Technology Vision 2030 (The Energy Research Institute)
9.	Addressing Energy Security and Climate Change (MoEF and Bureau of Energy Efficiency)
10.	The Road to Copenhagen; India's Position on Climate Change Issues (MoEF)

1.2 Objectives:

1. To study Resource Consumption & CO₂ Emissions
2. To Study CO₂ Emission Reduction
3. To study Indoor Comfort Condition Parameters
4. To Study of Waste Management
5. To Study of Rain Water Harvesting
6. To Study of Sustainable Initiatives

1.3 Aerial View of the College:



1.4 General Details of College: Table No 4:

No	Head	Particulars
1	Name of Institution	Sipna Shikshan Prasarak Mandal Amravati's Arts Science & Commerce College
2	Address	Upper Plateau, Chikhaldara 444807
3	Affiliation	Sant Gadgebaba Amravati University

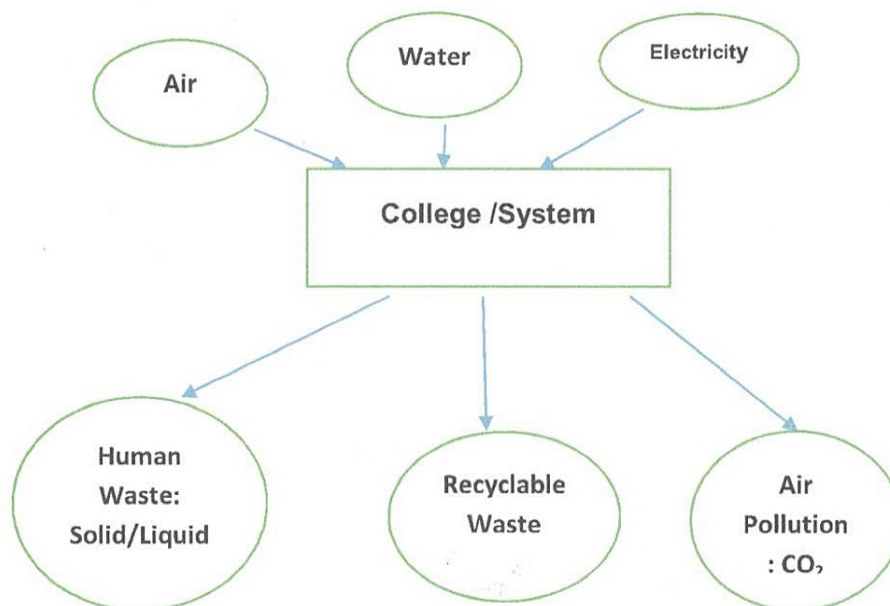


CHAPTER-II STUDY OF CONSUMPTION OF RESOURCES & CO₂ EMISSION

The Institute consumes following basic/derived Resources:

1. Air
2. Water
3. Electrical Energy

We try to draw a schematic diagram for the College System & Environment as under.



Now we compute the Generation of CO₂ on account of consumption of Electrical Energy.

The basis of Calculation for CO₂ emissions due to Electrical Energy are as under

- 1 kWh of Electrical Energy releases 0.9 Kg of CO₂ into atmosphere

Table No 5: Study of Consumption of Electrical Energy & CO₂ Emissions: 20-21:

No	Month	Energy Purchased-Meter-1, kWh	Energy Purchased-Meter-2, kWh	Total Energy Consumed, kWh	CO ₂ Emissions, MT
1	Jul-20	1000	58	1058	0.95
2	Aug-20	1000	576	1576	1.42
3	Sep-20	1000	576	1576	1.42
4	Oct-20	22824	5475	28299	25.47
5	Nov-20	2636	223	2859	2.57
6	Dec-20	2636	378	3014	2.71

7	Jan-21	2636	535	3171	2.85
8	Feb-21	79	349	428	0.39
9	Mar-21	19	294	313	0.28
10	Apr-21	0	309	309	0.28
11	May-21	3	308	311	0.28
12	Jun-21	511	333	844	0.76
13	Total	34344	9414	43758	39.38
14	Maximum	22824	5475	28299	25.47
15	Minimum	0	58	309	0.28
16	Average	2862	784.5	3646.5	3.28

Chart No 2: Month wise CO₂ Emissions:

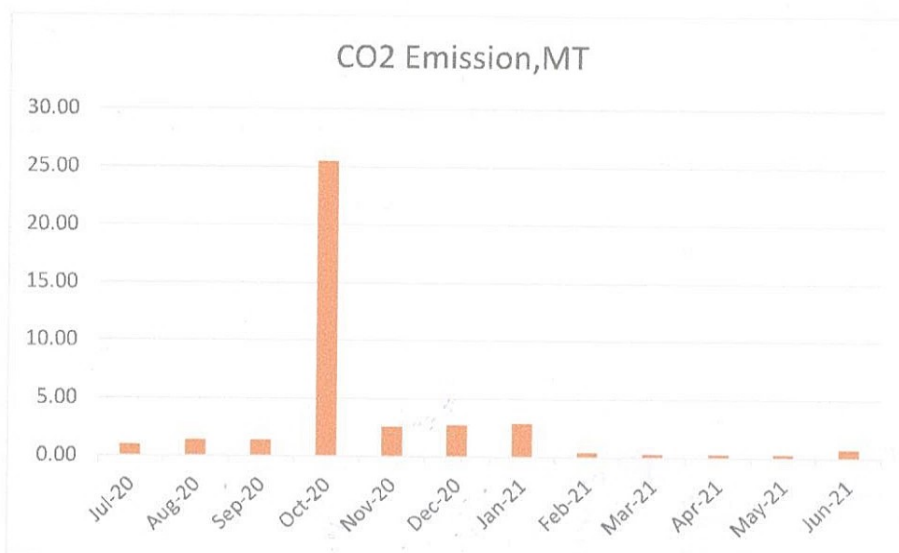



Table No 6: Important Parameters:

No	Parameter/ Value	Energy Consumed, kWh	CO ₂ Emissions, MT
1	Total	43758	39.38
2	Maximum	28299	25.47
3	Minimum	309	0.28
4	Average	3646.5	3.28

CHAPTER III

STUDY OF CO₂ EMISSION REDUCTION

The College has yet to install Roof Top Solar PV Plant. Therefore as on the Date, the usage of Alternate Energy is nil.



CHAPTER IV STUDY OF INDOOR COMFORT CONDITION PARAMETERS

In this Chapter, we present the various Indoor Comfort Parameters measured during the Audit.

The Parameters include:

1. Temperature
2. Humidity
3. Lux Level
4. Noise Level.

Table No 7: Study of Indoor Comfort Condition Parameters:

No	Value	Temperature, °C	Humidity, %	Lux Level	Noise Level, dB
1	Maximum	226	83	1332	67
2	Minimum	21.2	69	204	51

CHAPTER V STUDY OF WASTE MANAGEMENT

5.1 Segregation Waste at Source:

The recyclable waste, like paper, plastic waste is segregated at source and is handed over to Authorized waste collecting agent for further recycling.

Photograph of Waste Collection Bin:



5.2 Organic Waste Management:

The Bio degradable waste like leafy waste is composted in a Bio Composting Pit.

Photograph of Vermi Composting Pit:



5.3 Liquid Waste Management:

For treatment of laboratory chemicals, the College has a soak tank wherein the laboratory liquid waste is first mixed with water and then drained to the soak Tank which contains layers of sand and activated carbon.

Photograph of Liquid Waste Soak Tank arrangement:




5.4 E-Waste Management:

It is recommended to handover the E Waste through Authorized E-Waste collecting agency.

CHAPTER-VI STUDY OF RAIN WATER HARVESTING

The College has installed Rain Water Harvesting Project, wherein the Rain Water falling on the terrace is collected and is stored in a separate Water Storage Tank. The Water is further used for domestic purpose.

Photograph of Rain Water Storage Tank Facility:




CHAPTER-VII STUDY OF GREEN & SUSTAINABLE PRACTICES

7.1 Internal Tree Plantation:

The College has well maintained landscaped garden in the campus.

Photograph of Tree plantation:



7.2 Creation of Awareness on Plastic Free Campus:

The College is creating awareness on Plastic Ban by Display of Posters.


Photograph of Poster on Plastic Ban:



7.3 Cleanliness Drive:

The College arranged Cleanliness Drive in the Campus under National Service Scheme.

Photograph of Cleanliness Drive:



7.4 Tree Plantation Drive:

The College arranged Tree Plantation Drive in the Campus under National Service Scheme.

Photograph of Cleanliness Drive:



**ANNEXURE-I:
RECOMMENDED NOISE & INDOOR COMFORT STANDARDS:**

1. Recommended Noise Level Standards:

No	Location	Noise Level dB
1	Auditoriums	20-25
2	Outdoor Playground	55
3	Occupied Class Room	40-45
4	Un occupied Class Room	35
5	Apartment, Homes	35-40
6	Offices	45-50
7	Libraries	35-40
8	Restaurants	50-55

2. Thermal Comfort Conditions: For Non-conditioned Buildings:

No	Parameter	Value
1	Temperature	Less Than 33 ⁰ C
2	Humidity	Less Than 70%

ENERGY AUDIT REPORT
of
SIPNA SHIKSHAN PRASARAK MANDAL AMRAVATI'S
Arts Science & Commerce College,
Chikhaldara



Year: 2021-22

Prepared by

Engress Services

Yashashree, 26, Nirmal Bag Society,
Near Muktangan English School, Parvati, Pune 411009
Phone: 09890444795, Email: engress123@gmail.com



MAHARASHTRA ENERGY DEVELOPMENT AGENCY



Maharashtra Energy Development Agency

(Government of Maharashtra Institution)
Aundh Road, Opposite Spicer College Road, Near Commissionerate of Animal Husbandary,
Aundh, Pune, Maharashtra 411067
Ph No: 020-35000450
Email: eee@mahaurja.com, Web: www.mahaurja.com

ECN/2022-23/CR-43/1709

10th May, 2022

**CERTIFICATE OF REGISTRATION
FOR CLASS 'A'**

We hereby certify that, the firm having following particulars is registered with **MAHARASHTRA ENERGY DEVELOPMENT AGENCY (MEDA)** under given category as "Energy Planner & Energy Auditor" in Maharashtra for Energy Conservation Programme of MEDA.

Name and Address of the firm : M/s Engress Services
Yashshree, 26, Nirmal Bag Society,
Near Muktangan English School,
Parvati, Pune – 411 009.

Registration Category : *Empanelled Consultant for Energy Conservation Programme for Class 'A'*

Registration Number : *MEDA/ECN/2022-23/Class A/EA-32.*

- Energy Conservation Programme intends to identify areas where wasteful use of energy occurs and to evaluate the scope for Energy Conservation and take concrete steps to achieve the evaluated energy savings.
- MEDA reserves the right to visit at any time without giving prior information to verify quarterly activities performed by the firm and canceling the registration, if the information is found incorrect.
- This empanelment is valid till **09th May, 2024** from the date of registration, to carry out energy audits under the Energy Conservation Programme
- The Director General, MEDA reserves the right to cancel the registration at any time without assigning any reasons thereof.

General Manager (EC)



Engress Services

Yashashree, 26, Nirmal Bag Society,
Near Mukhtangan English School, Parvati, Pune 411 009
Tel: 09890444795 Email: engress123@gmail.com

Ref: ES/SSPMAASCCC/21-22/01

Date: 13/5/2022

CERTIFICATE


This is to certify that we have conducted Energy Audit at Sipna Shikshan Prasarak Mandal Amravati's Arts, Science & Commerce College, Upper Plateau Chikhaldara 444807, in the Year 2021-22.

The College has adopted following Energy Efficient Practices:

- Usage of Energy Efficient LED fittings
- Maximum Usage of Day Lighting

We appreciate the support of the Management, involvement of Faculty Members and students in the process of making the campus Energy Efficient.

For Engress Services,




A Y Mehendale,
Certified Energy Auditor
EA-8192



INDEX


Sr. No	Particulars	Page No
I	Acknowledgement	5
II	Executive Summary	6
III	Abbreviations	7
1	Introduction	8
2	Study of Connected Load	9
3	Study of Electrical Energy Consumption	10
4	Carbon Foot printing	12
5	Study of Usage of Alternate Energy	14
6	Study of usage of LED Lighting	15



ACKNOWLEDGEMENT

We Engress Services, Pune, express our sincere gratitude to the management of Sipna Shikshan Prasarak Mandal Amravati's Arts, Science & commerce college, Upper Plateau Chikhaldara 444807, for awarding us the assignment of Energy Audit of their Chikhaldara campus for the Year: 2021-22.

We are thankful to all faculty members and staff members for helping us during the field study.



EXECUTIVE SUMMARY

1. Sipna Shikshan Prasarak Mandal Amravati's Arts Science & Commerce College, Chikhaldara 444 807 consumes Energy in the form of **Electrical Energy** used for various gadgets, Office & other facilities.

2. Present Level of Energy Consumption & CO₂ Emissions:

No	Parameter	Energy consumed, kWh	CO ₂ Emissions, MT
1	Total	4412	3.97
2	Maximum	759	0.68
3	Minimum	180	0.16
4	Average	401	0.36

3. Various Majors Adopted for Energy Conservation:

- Usage of Energy Efficient LED fittings
- Usage of BEE STAR Rated equipment

4. Usage of Alternate Energy Source:

The College has yet to install Roof Top Solar PV Plant. Therefore as on the Date, the usage of Alternate Energy to Annul Energy requirement works out to be nil.

5. Usage of LED Lighting:

- The Total Lighting load is **4.2 kW**.
- The LED Lighting Demand is **2.25 kW**.
- The percentage of usage of LED to total Lighting Load is **35 %**

6. Notes & Assumptions:


1. **1 kWh** of Electrical Energy releases **0.9 Kg of CO₂** into atmosphere
2. As the Hostel facility is closed, we consider Electrical Energy consumption of only Main College building.

7. Reference:

1. For CO₂ Emissions: www.tatapower.com

ABBREVIATIONS

SSPM	:	Sipna Shikshan Prasarak Mandal
MSEDCL	:	Maharashtra State Electricity Distribution Company Limited
FTL	:	Fluorescent Tube Light
LED	:	Light Emitting Diode
kWh	:	kilo-Watt Hour
Qty	:	Quantity
W	:	Watt
PC	:	Personal Computer
MT	:	Metric Ton



CHAPTER-I INTRODUCTION

1.1 Objectives:

1. To study Connected Load
2. To study present Energy Consumption
3. To Study the CO₂ emissions
4. To study Usage of Alternate Energy
5. To study usage of LED Lighting

1.2 Table No 1: General Details of College:

No	Head	Particulars
1	Name	Sipna Shikshan Prasarak Mandal Amravati's Arts Science & Commerce College
2	Address	Upper Plateau, Chikhaldara 444807
3	Affiliation	Sant Gadgebaba Amravati University

1.3 Aerial View of College:



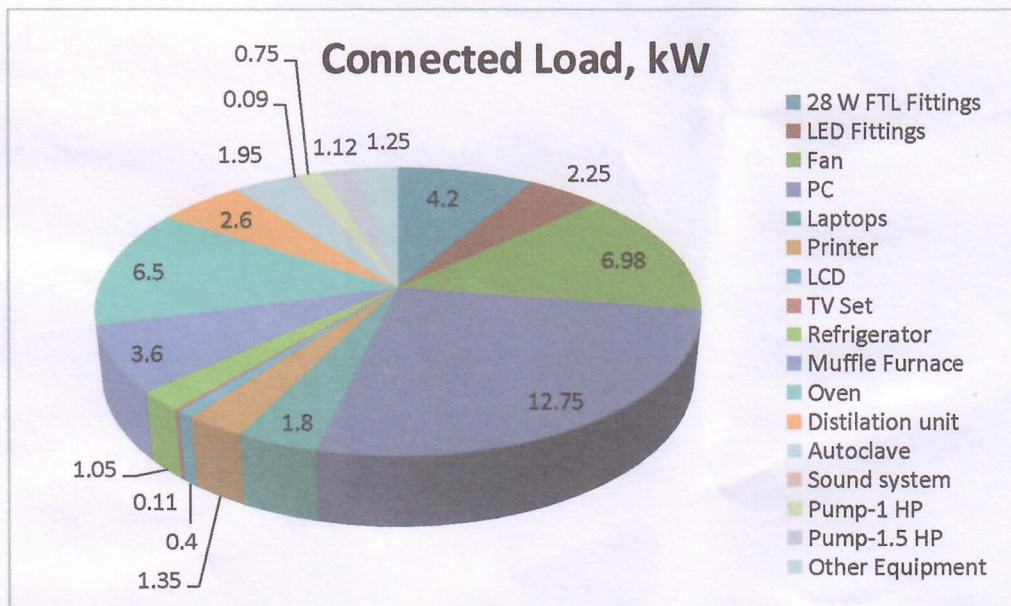
CHAPTER-II STUDY OF CONNECTED LOAD

In this chapter, we present the details of various Electrical loads as under

Table No 2: Equipment wise Connected Load:

No	Equipment	Qty	Load, W/Unit	Load, kW
1	28 W FTL Fittings	150	28	4.2
2	LED Fittings	150	15	2.25
3	Fan	97	72	6.98
4	PC	85	150	12.75
5	Laptops	20	90	1.8
6	Printer	9	150	1.35
7	LCD	4	100	0.4
8	TV Set	2	55	0.11
9	Refrigerator	3	350	1.05
10	Muffle Furnace	5	720	3.6
11	Oven	10	650	6.5
12	Distillation unit	4	650	2.6
13	Autoclave	3	650	1.95
14	Sound system	1	85	0.09
15	Pump-1 HP	1	746	0.75
16	Pump-1.5 HP	1	1119	1.12
17	Other Equipment	5	250	1.25
18	Total			49

Chart No 1: Details of Connected Load:



CHAPTER-III STUDY OF ELECTRICAL ENERGY CONSUMPTION

In this chapter, we present the analysis of last year Electricity Bills. As the Hostel facility is closed, we consider the consumption of only College premises.

Table No 3: Electrical Bill Analysis- 2021-22:

No	Month	Energy Consumed, kWh
1	Jun-21	303
2	Jul-21	237
3	Aug-21	180
4	Sep-21	511
5	Oct-21	275
6	Nov-21	344
7	Dec-21	429
8	Jan-22	336
9	Feb-22	370
10	Mar-22	759
11	Apr-22	668
12	Total	4412
13	Maximum	759
14	Minimum	180
15	Average	401

Chart No 2: To study the variation of Month wise Energy Consumption, kWh:

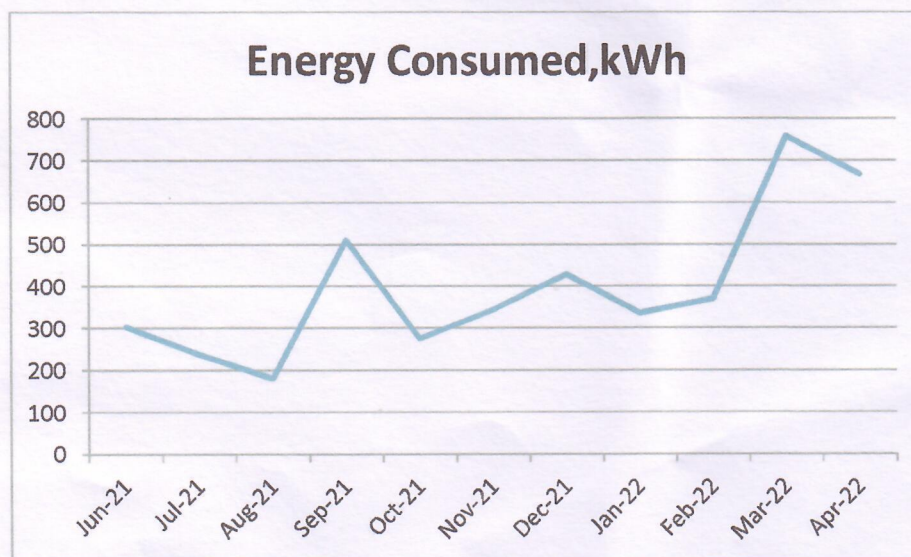


Table No 4: Key observations:

No	Parameter	Energy consumed, kWh
1	Total	4412
2	Maximum	759
3	Minimum	180
4	Average	401



CHAPTER-IV CARBON FOOTPRINTING

A Carbon Foot print is defined as the Total Greenhouse Gas emissions, emitted due to various activities.

In this we compute the emissions of Carbon-Di-Oxide, by usage of the various forms of Energy used by the College for performing its day to day activities

The College uses Electrical Energy for various Electrical gadgets.

Basis for computation of CO₂ Emissions:

The basis of Calculation for CO₂ emissions due to Electrical Energy are: 1 Unit (kWh) of Electrical Energy releases **0.9 Kg of CO₂** into atmosphere

Based on the above Data we compute the CO₂ emissions which are being released in to the atmosphere by the College due to its Day to Day operations

Table No 5: Month wise CO₂ Emissions:

No	Month	Energy Consumed, kWh	CO ₂ Emissions, MT
1	Jun-21	303	0.27
2	Jul-21	237	0.21
3	Aug-21	180	0.16
4	Sep-21	511	0.46
5	Oct-21	275	0.25
6	Nov-21	344	0.31
7	Dec-21	429	0.39
8	Jan-22	336	0.30
9	Feb-22	370	0.33
10	Mar-22	759	0.68
11	Apr-22	668	0.60
12	Total	4412	3.97
13	Maximum	759	0.68
14	Minimum	180	0.16
15	Average	401	0.36

Chart No 3: Representation of Month wise CO₂ emissions:

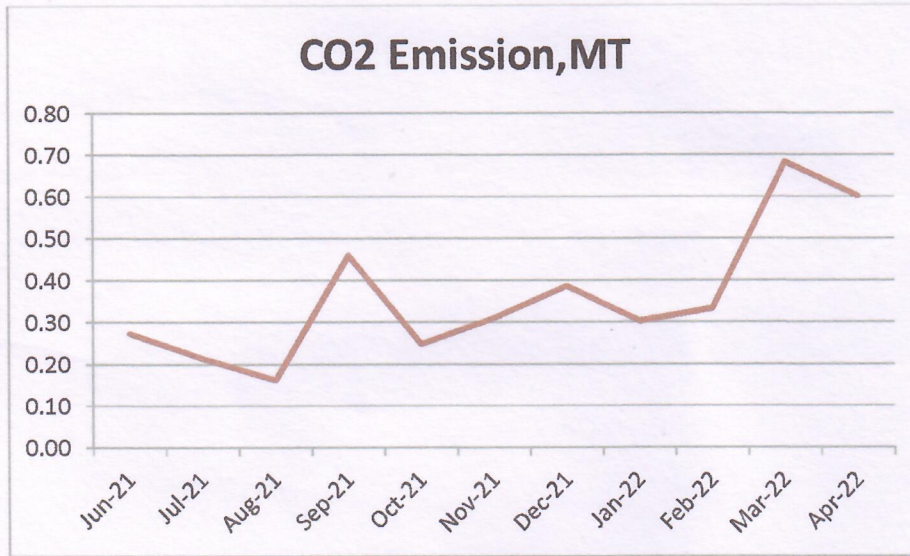



Table No 6: Key observations:

No	Parameter	Energy consumed, kWh	CO2 Emissions, MT
1	Total	4412	3.97
2	Maximum	759	0.68
3	Minimum	180	0.16
4	Average	401	0.36

CHAPTER-V

STUDY OF USAGE OF ALTERNATE ENERGY

The College has yet to install Roof Top Solar PV Plant. Therefore as on the Date, the usage of Alternate Energy to Annul Energy requirement works out to be Nil.



CHAPTER VI STUDY OF USAGE OF LED LIGHTING

In the following Table, we present the percentage of usage of LED lights to the annual Lighting power requirement.

Table No 7: Computation of % Usage of LED Lighting to Annual Lighting Demand:

No	Particulars	Value	Unit
1	No of 28 W FTL Fittings	150	Nos
2	Demand of FTL Fitting	28	W/Unit
3	Total Demand of FTL Fittings	4.2	kW
4	No of 15 W LED Fittings	150	Nos
5	Demand of 18 W LED Fitting	15	W/Unit
6	Total Demand of 18 W LED Fittings	2.25	kW
7	Total Lighting Load= 3+6	4.2	kW
8	Total LED Lighting Load= 6	2.25	kW
9	% of LED Lighting to Annual Lighting Load= $(8)*100/(7)$	35	%

ENERGY AUDIT REPORT
of
SIPNA SHIKSHAN PRASARAK MANDAL AMRAVATI'S
Arts Science & Commerce College,
Chikhaldara



Year: 2020-21

Prepared by

Enrich Consultants

Yashashree, 26, Nirmal Bag Society
Near Muktangnan English School, Parvati, Pune 411009
Phone: 09890444795, Email: enrichcons@gmail.com



MAHARASHTRA ENERGY DEVELOPMENT AGENCY

An ISO 9001 : 2000 Reg. no. : RQ 91 / 2462



Maharashtra Energy Development Agency

(Government of Maharashtra Institution)

Aundh Road, Opposite Spicer College Road, Near Commissionerate of Animal Husbandary,

Aundh, Pune, Maharashtra 411067

Ph No: 020-35000450

Email: eee@mahaurja.com, Web: www.mahaurja.com

ECN/2021-22/CR-14/1577

22nd April, 2021

**CERTIFICATE OF REGISTRATION
FOR CLASS 'A'**

We hereby certify that, the firm having following particulars is registered with **MAHARASHTRA ENERGY DEVELOPMENT AGENCY (MEDA)** under given category as "Energy Planner & Energy Auditor" in Maharashtra for Energy Conservation Programme of MEDA.

Name and Address of the firm : **M/s Enrich Consultants**
Yashashree, Plot No. 26, Nirmal Bag Society,
Near Muktangan English School, Parvati,
Pune - 411009.

Registration Category : *Empanelled Consultant for Energy Conservation Programme for Class 'A'*

Registration Number : *MEDA/ECN/2021-22/Class A/EA-03*

- Energy Conservation Programme intends to identify areas where wasteful use of energy occurs and to evaluate the scope for Energy Conservation and take concrete steps to achieve the evaluated energy savings.
- MEDA reserves the right to visit at any time without giving prior information to verify quarterly activities performed by the firm and canceling the registration, if the information is found incorrect.
- This empanelment is valid till **21st April, 2023** from the date of registration, to carry out energy audits under the Energy Conservation Programme
- The Director General, MEDA reserves the right to cancel the registration at any time without assigning any reasons thereof.


General Manager (EC)



Enrich Consultants

Yashashree, 26, Nirmal Bag Society,
Near Mukhtangan English School, Parvati, Pune 411 009
Tel: 09890444795 Email: enrichcons@gmail.com

Ref: EC/SSPMAASCCC/20-21/01

Date: 12/8/2021

CERTIFICATE

This is to certify that we have conducted Energy Audit at Sipna Shikshan Prasarak Mandal Amravati's Arts, Science & Commerce College, Upper Plateau Chikhaldara 444807, in the Academic year 2020-21.

The College has adopted following Energy Efficient Practices:

- Usage of Energy Efficient LED fittings
- Maximum Usage of Day Lighting

We appreciate the support of the Management, involvement of Faculty Members and students in the process of making the campus Energy Efficient.

For Enrich Consultants,



A Y Mehendale,
Certified Energy Auditor
EA-8192



INDEX


Sr. No	Particulars	Page No
I	Acknowledgement	5
II	Executive Summary	6
III	Abbreviations	7
1	Introduction	8
2	Study of Connected Load	9
3	Study of Electrical Energy Consumption	10
4	Carbon Foot printing	12
5	Study of Usage of Alternate Energy	14
6	Study of usage of LED Lighting	15



ACKNOWLEDGEMENT

We Enrich Consultants, Pune, express our sincere gratitude to the management of Sipna Shikshan Prasarak Mandal Amravati's Arts, Science & commerce college, Upper Plateau Chikhaldara 444807, for awarding us the assignment of Energy Audit of their Chikhaldara campus for the Year: 2020-21.

We are thankful to all faculty members and staff members for helping us during the field study.



EXECUTIVE SUMMARY

1. Sipna Shikshan Prasarak Mandal Amravati's Arts Science & Commerce College, Chikhaldara 444 807 consumes Energy in the form of Electrical Energy used for various gadgets, Office & other facilities.

2. Present Level of Energy Consumption & CO₂ Emissions:

No	Parameter	Energy consumed, kWh	CO ₂ Emissions, MT
1	Total	43758	39.38
2	Maximum	28299	25.47
3	Minimum	309	0.28
4	Average	3646.5	3.28

3. Various Majors Adopted for Energy Conservation:

- Usage of Energy Efficient LED fittings
- Usage of BEE STAR Rated equipment

4. Usage of Alternate Energy Source:

The College has yet to install Roof Top Solar PV Plant. Therefore as on the Date, the usage of Alternate Energy to Annul Energy requirement works out to be nil.

5. Usage of LED Lighting:

- The Total Lighting load is **4.2 kW**.
- The LED Lighting Demand is **2.25 kW**.
- The percentage of usage of LED to total Lighting Load is **35 %**

6. Notes & Assumptions:

1. **1 kWh** of Electrical Energy releases **0.9 Kg of CO₂** into atmosphere


7. Reference:

1. For CO₂ Emissions: www.tatapower.com



ABBREVIATIONS

SSPM	:	Sipna Shikshan Prasarak Mandal
MSEDCL	:	Maharashtra State Electricity Distribution Company Limited
FTL	:	Fluorescent Tube Light
LED	:	Light Emitting Diode
kWh	:	kilo-Watt Hour
Qty	:	Quantity
W	:	Watt
PC	:	Personal Computer
MT	:	Metric Ton



CHAPTER-I INTRODUCTION

1.1 Objectives:

1. To study Connected Load
2. To study present Energy Consumption
3. To Study the CO₂ emissions
4. To study Usage of Alternate Energy
5. To study usage of LED Lighting

1.2 Table No 1: General Details of College:

No	Head	Particulars
1	Name	Sipna Shikshan Prasarak Mandal Amravati's Arts Science & Commerce College
2	Address	Upper Plateau, Chikhaldara 444807
3	Affiliation	Sant Gadgebaba Amravati University

1.3 Aerial View of College:



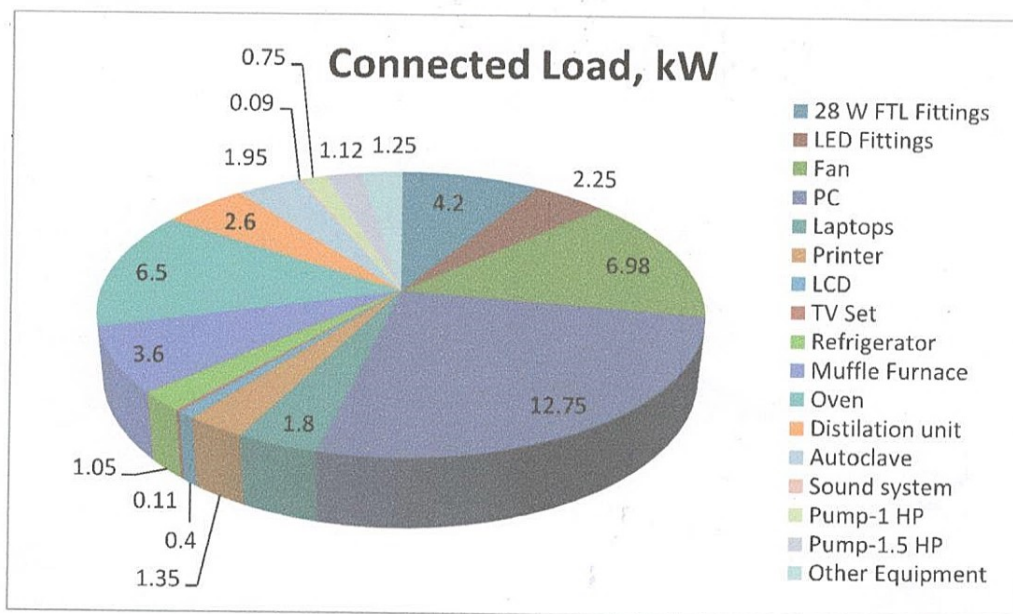
CHAPTER-II STUDY OF CONNECTED LOAD

In this chapter, we present the details of various Electrical loads as under

Table No 2: Equipment wise Connected Load:

No	Equipment	Qty	Load, W/Unit	Load, kW
1	28 W FTL Fittings	150	28	4.2
2	LED Fittings	150	15	2.25
3	Fan	97	72	6.98
4	PC	85	150	12.75
5	Laptops	20	90	1.8
6	Printer	9	150	1.35
7	LCD	4	100	0.4
8	TV Set	2	55	0.11
9	Refrigerator	3	350	1.05
10	Muffle Furnace	5	720	3.6
11	Oven	10	650	6.5
12	Distillation unit	4	650	2.6
13	Autoclave	3	650	1.95
14	Sound system	1	85	0.09
15	Pump-1 HP	1	746	0.75
16	Pump-1.5 HP	1	1119	1.12
17	Other Equipment	5	250	1.25
18	Total			49

Chart No 1: Details of Connected Load:



CHAPTER-III STUDY OF ELECTRICAL ENERGY CONSUMPTION

In this chapter, we present the analysis of last year Electricity Bills

Table No 3: Electrical Bill Analysis- 2020-21:

No	Month	Energy Purchased-Meter-1, kWh	Energy Purchased-Meter-2, kWh	Total Energy Consumed, kWh
1	Jul-20	1000	58	1058
2	Aug-20	1000	576	1576
3	Sep-20	1000	576	1576
4	Oct-20	22824	5475	28299
5	Nov-20	2636	223	2859
6	Dec-20	2636	378	3014
7	Jan-21	2636	535	3171
8	Feb-21	79	349	428
9	Mar-21	19	294	313
10	Apr-21	0	309	309
11	May-21	3	308	311
12	Jun-21	511	333	844
13	Total	34344	9414	43758
14	Maximum	22824	5475	28299
15	Minimum	0	58	309
16	Average	2862	784.5	3646.5

Chart No 2: To study the variation of Month wise Energy Consumption, kWh:

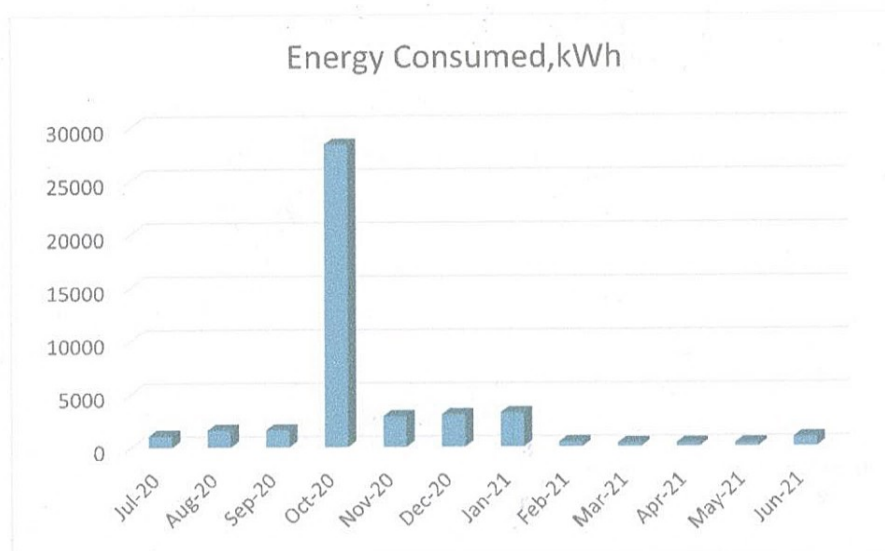



Table No 4: Key observations:

No	Parameter	Energy consumed, kWh
1	Total	43758
2	Maximum	28299
3	Minimum	309
4	Average	3646.5



CHAPTER-IV CARBON FOOTPRINTING

A Carbon Foot print is defined as the Total Greenhouse Gas emissions, emitted due to various activities.

In this we compute the emissions of Carbon-Di-Oxide, by usage of the various forms of Energy used by the College for performing its day to day activities

The College uses Electrical Energy for various Electrical gadgets.

Basis for computation of CO₂ Emissions:

The basis of Calculation for CO₂ emissions due to Electrical Energy are: 1 Unit (kWh) of Electrical Energy releases **0.9 Kg of CO₂** into atmosphere

Based on the above Data we compute the CO₂ emissions which are being released in to the atmosphere by the College due to its Day to Day operations

Table No 5: Month wise CO₂ Emissions:

No	Month	Energy Purchased-Meter-1, kWh	Energy Purchased-Meter-2, kWh	Total Energy Consumed, kWh	CO ₂ Emissions, MT
1	Jul-20	1000	58	1058	0.95
2	Aug-20	1000	576	1576	1.42
3	Sep-20	1000	576	1576	1.42
4	Oct-20	22824	5475	28299	25.47
5	Nov-20	2636	223	2859	2.57
6	Dec-20	2636	378	3014	2.71
7	Jan-21	2636	535	3171	2.85
8	Feb-21	79	349	428	0.39
9	Mar-21	19	294	313	0.28
10	Apr-21	0	309	309	0.28
11	May-21	3	308	311	0.28
12	Jun-21	511	333	844	0.76
13	Total	34344	9414	43758	39.38
14	Maximum	22824	5475	28299	25.47
15	Minimum	0	58	309	0.28
16	Average	2862	784.5	3646.5	3.28

Chart No 3: Representation of Month wise CO₂ emissions:

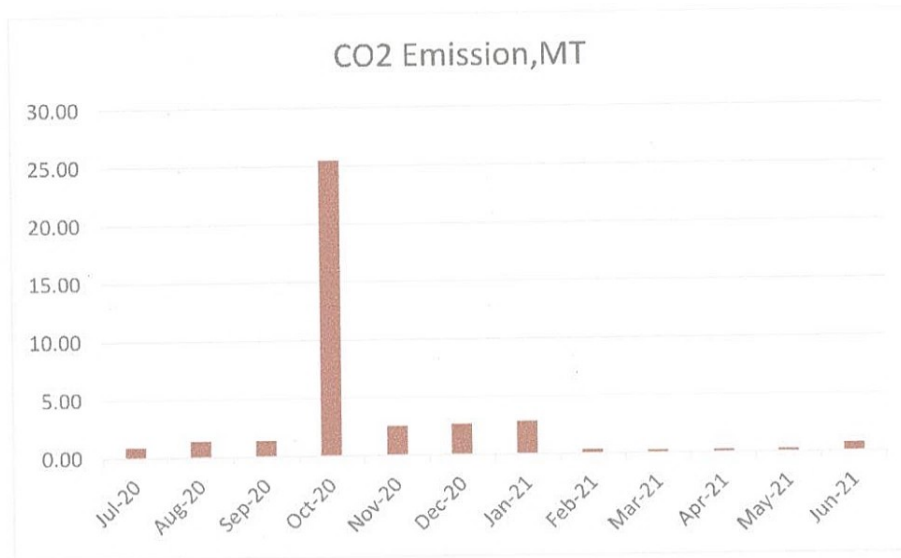



Table No 6: Key observations:

No	Parameter	Energy consumed, kWh	CO2 Emissions, MT
1	Total	43758	39.38
2	Maximum	28299	25.47
3	Minimum	309	0.28
4	Average	3646.5	3.28

CHAPTER-V

STUDY OF USAGE OF ALTERNATE ENERGY

The College has yet to install Roof Top Solar PV Plant. Therefore as on the Date, the usage of Alternate Energy to Annul Energy requirement works out to be nil.



CHAPTER VI STUDY OF USAGE OF LED LIGHTING

In the following Table, we present the percentage of usage of LED lights to the annual Lighting power requirement.

Table No 7: Computation of % Usage of LED Lighting to Annual Lighting Demand:

No	Particulars	Value	Unit
1	No of 28 W FTL Fittings	150	Nos
2	Demand of FTL Fitting	28	W/Unit
3	Total Demand of FTL Fittings	4.2	kW
4	No of 15 W LED Fittings	150	Nos
5	Demand of 18 W LED Fitting	15	W/Unit
6	Total Demand of 18 W LED Fittings	2.25	kW
7	Total Lighting Load= 3+6	4.2	kW
8	Total LED Lighting Load= 6	2.25	kW
9	% of LED Lighting to Annual Lighting Load= (8)*100/(7)	35	%